

# ALECENSA Achieved a mPFS >2 Years at Primary Analysis and ~3 Years at Exploratory Follow-up Analysis<sup>1,2,3</sup>

The efficacy and safety of ALECENSA were established in the head-to-head, global, open-label, randomized Phase 3 ALEX trial of 303 first-line patients with stage IIIB/IV ALK+ NSCLC vs crizotinib. The primary efficacy endpoint was PFS as determined by Investigator (HR=0.48 [95% CI: 0.35, 0.66]; *P*<0.0001) based on RECIST v1.1. An additional efficacy endpoint included PFS by IRC based on RECIST v1.1 (HR=0.53 [95% CI: 0.38, 0.73]; *P*<0.0001).<sup>1,2,4</sup>

1L=first-line; ALK=anaplastic lymphoma kinase; CI=confidence interval; CNS=central nervous system; HR=hazard ratio; IRC=Independent Review Committee; mPFS=median progression free survival; PFS=progression-free survival; RECIST=Response Evaluation Criteria in Solid Tumors; TKI=tyrosine kinase inhibitor.

**#1 MOST PRESCRIBED**  
1L TREATMENT FOR ALK+ mNSCLC PATIENTS<sup>5a</sup>

<sup>a</sup>According to the Symphony Health Claims Data Feed from January 2018 to December 2019, which included 1L ALK+ mNSCLC patients identified through their 1st use of an ALK product.

**CATEGORY 1, PREFERRED** **NCCN** RECOMMENDATION 

**NCCN Clinical Practice Guidelines in Oncology (NCCN Guidelines<sup>®</sup>) recommend alectinib (ALECENSA) as a treatment option for first-line ALK+ metastatic NSCLC (Category 1, Preferred)<sup>6b</sup>**

<sup>b</sup>When an ALK rearrangement is discovered prior to first-line systemic therapy.

## Indication

ALECENSA is indicated for the treatment of patients with anaplastic lymphoma kinase (ALK)-positive metastatic non-small cell lung cancer (mNSCLC) as detected by an FDA-approved test.

## Select Important Safety Information



The Warnings and Precautions for ALECENSA include<sup>1</sup>:

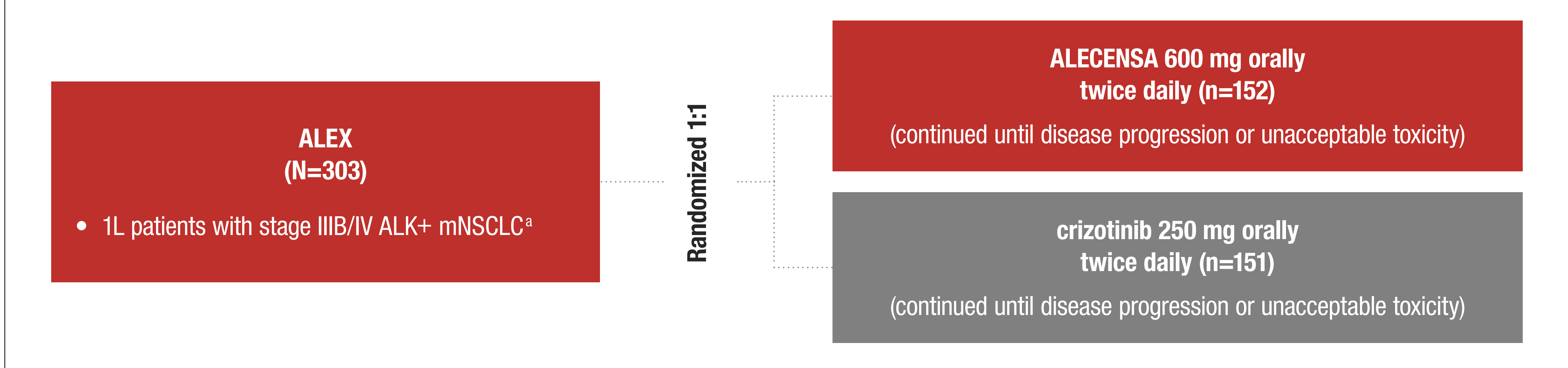
- Hepatotoxicity
- Interstitial lung disease (ILD)/pneumonitis
- Renal impairment
- Bradycardia
- Severe myalgia and CPK elevation
- Embryo-fetal toxicity

Please see additional Important Safety Information included throughout and in full Prescribing Information.



# Clinical Trial Design

## ALEX: Global, Open-Label, Phase 3 Trial<sup>4</sup>



### Primary Endpoint<sup>1</sup>:

- PFS (INV)<sup>b</sup>

### Additional Efficacy Endpoints<sup>1</sup>:

- PFS (IRC)<sup>b</sup>
- Time to CNS progression (IRC)<sup>b</sup>
- ORR (IRC)
- DOR (IRC)
- OS (INV)

### Exploratory Endpoints<sup>1</sup>:

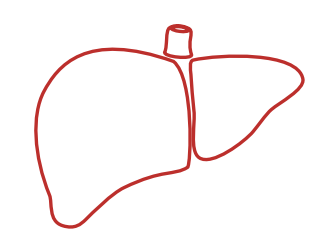
- CNS ORR in patients with CNS metastases at baseline (IRC)
- CNS DOR in patients with CNS metastases at baseline (IRC)

### Stratification Factors<sup>1</sup>:

- ECOG PS (0/1 vs 2)
- Race (Asian vs non-Asian)
- CNS metastases at baseline (yes vs no)

<sup>a</sup>Patients were required to have an ECOG PS of 0-2 and ALK+ NSCLC as identified by the VENTANA ALK (D5F3) CDx assay. <sup>b</sup>Assessed according to RECIST v1.1. DOR=duration of response; ECOG PS=Eastern Cooperative Oncology Group performance status; INV=Investigator; ORR=objective response rate; OS=overall survival.

## Select Important Safety Information



### Hepatotoxicity

- Of 405 patients, elevations of AST >5X the upper limit of normal (ULN) occurred in 4.6% of patients, and elevations of ALT >5X the ULN occurred in 5.3% of patients. Elevations of bilirubin >3X the ULN occurred in 3.7% of patients. Six patients discontinued ALECENSA for Grades 3-4 AST and/or ALT elevations, and 4 patients discontinued ALECENSA for Grade 3 bilirubin elevations. Three patients with Grades 3-4 AST/ALT elevations had drug-induced liver injury
- Monitor liver function tests every 2 weeks during the first 3 months of treatment, then once a month and as clinically indicated, with more frequent testing in patients who develop transaminase and bilirubin elevations. Based on the severity of the adverse drug reaction, withhold then dose reduce, or permanently discontinue ALECENSA

Please see additional Important Safety Information included throughout and in full Prescribing Information.





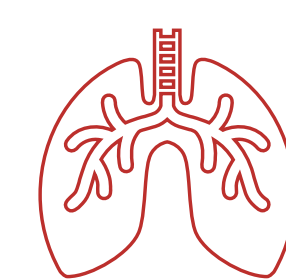
# Patient Characteristics

Baseline Characteristics in ITT Population <sup>4</sup>		
Baseline Characteristics	ALECENSA (n=152)	crizotinib (n=151)
<b>Age, years</b>		
Median (range)	58 (25-88)	54 (18-91)
<b>Sex, n (%)</b>		
Male	68 (45%)	64 (42%)
Female	84 (55%)	87 (58%)
<b>Race, n (%)</b>		
Asian	69 (45%)	69 (46%)
Non-Asian	83 (55%)	82 (54%)
<b>Smoking status, n (%)</b>		
Nonsmoker	92 (61%)	98 (65%)
Former or current smoker	60 (40%)	53 (35%)
<b>ECOG PS, n (%)</b>		
0 or 1	142 (93%)	141 (93%)
2	10 (7%)	10 (7%)
<b>Disease stage, n (%)</b>		
Stage IV	148 (97%)	145 (96%)

ITT=intention to treat.

Baseline Characteristics in ITT Population <sup>4</sup> (con'd)		
Baseline Characteristics	ALECENSA (n=152)	crizotinib (n=151)
<b>Histological classification, n (%)</b>		
Adenocarcinoma	137 (90%)	142 (94%)
Squamous-cell carcinoma	5 (3%)	2 (1%)
Other	10 (7%)	7 (5%)
<b>CNS metastases at baseline, n (%)</b>		
Yes	64 (42%)	58 (38%)
No	88 (58%)	93 (62%)
<b>Prior CNS radiation, n (%)</b>		
Yes	26 (17%)	21 (14%)
No	126 (83%)	130 (86%)
<b>Prior Treatment for CNS metastases, n (%)</b>		
	<b>n=27</b>	<b>n=22</b>
Brain surgery	1 (4%)	1 (5%)
Radiosurgery	5 (19%)	4 (18%)
Whole-brain radiotherapy	17 (63%)	16 (73%)
Other	4 (15%)	1 (5%)

## Select Important Safety Information



### Interstitial Lung Disease (ILD)/Pneumonitis

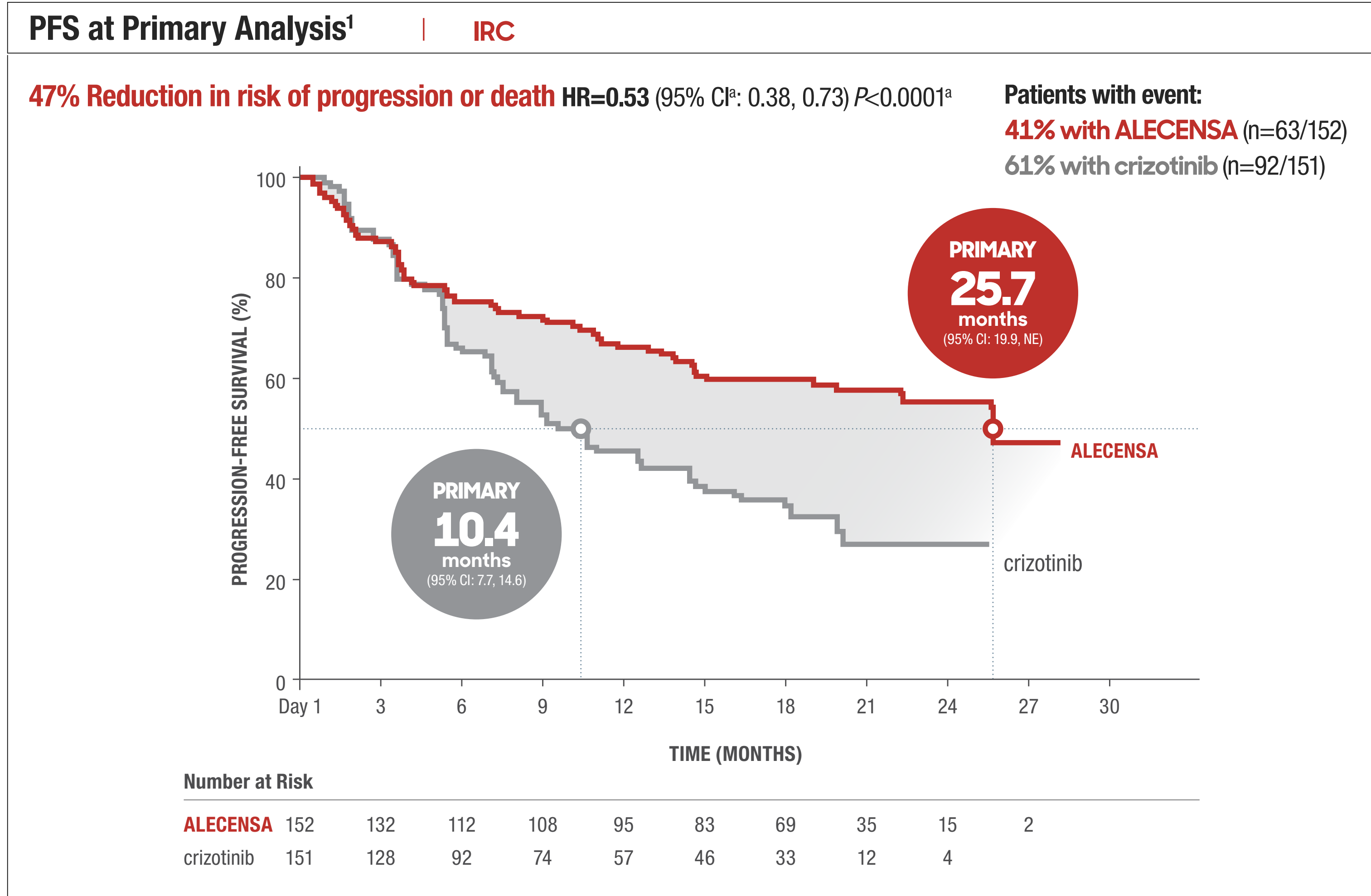
- ILD/pneumonitis occurred in 3 (0.7%) patients treated with ALECENSA. One (0.2%) of these events was severe (Grade 3). Immediately withhold ALECENSA in patients diagnosed with ILD/pneumonitis and permanently discontinue if no other potential causes of ILD/pneumonitis have been identified

Please see additional Important Safety Information included throughout and in full Prescribing Information.



# ALECENSA Achieved mPFS >2 Years at Primary Analysis, and ~3 Years at Exploratory Follow-up Analysis

## PRIMARY ANALYSIS



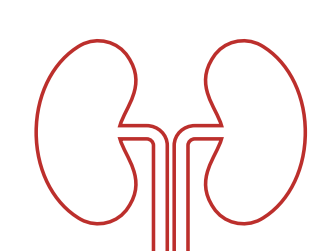
- **Median duration of follow-up:** ALECENSA 18.6 months (range: 0.5-29.0 months); crizotinib 17.6 months (range: 0.3-27.0 months)<sup>4</sup>

## PFS at Primary Analysis | INVESTIGATOR

- In the ITT population, mPFS was not estimable at the time of data cutoff in patients receiving ALECENSA (95% CI: 17.7, NE) compared with 11.1 months in patients receiving crizotinib (95% CI: 9.1, 13.1); (HR=0.48 [95% CI: 0.35, 0.66]; P<0.0001)<sup>4</sup>

<sup>a</sup>Stratified by race (Asian vs non-Asian) and CNS metastases at baseline (yes vs no) for Cox model, log-rank test, and Cochran Mantel-Haenszel test, respectively. <sup>b</sup>Clopper and Pearson exact binomial 95% CI. CR=complete response; NE=not estimable; PR=partial response.

## Select Important Safety Information

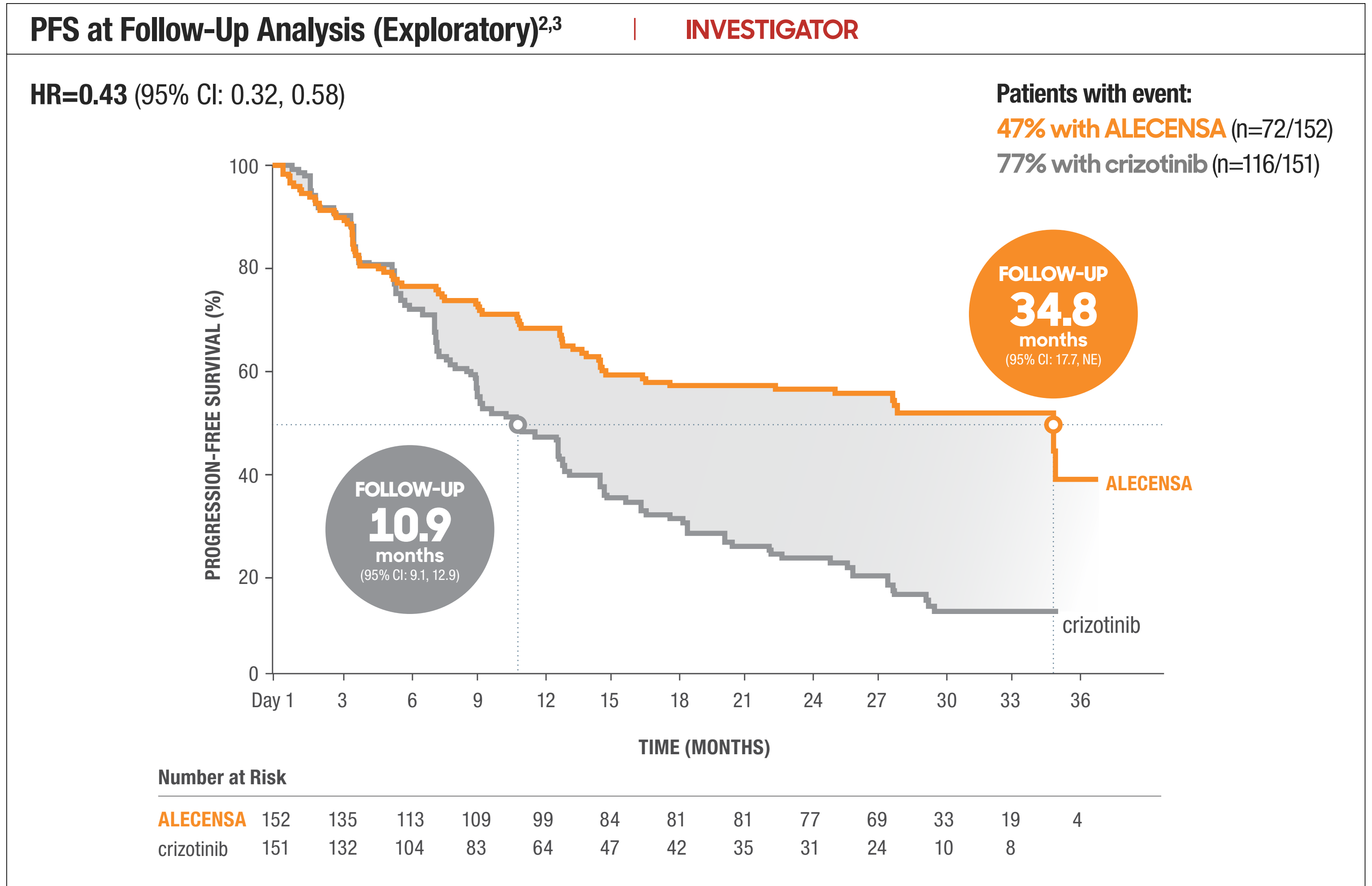


### Renal Impairment

- Renal impairment occurred in 8% of patients. The incidence of Grade ≥3 renal impairment was 1.7%, of which 0.5% were fatal events
- Permanently discontinue ALECENSA for Grade 4 renal toxicity. Withhold ALECENSA for Grade 3 renal toxicity until recovery to ≤1.5X ULN, then resume at reduced dose

Please see additional Important Safety Information included throughout and in full Prescribing Information.

## FOLLOW-UP ANALYSIS 10 MONTHS LATER



- **Median duration of follow-up:** ALECENSA 27.8 months (range: 0.5-38.7 months); crizotinib 22.8 months (range: 0.3-36.7 months)<sup>2,3</sup>
- There was no additional IRC assessment performed at this time<sup>3</sup>

The follow-up analysis was performed when approximately 50% of patients in the ALECENSA arm experienced a PFS event and was conducted for the purpose of obtaining a median estimate of PFS. No formal treatment comparisons were performed for the follow-up analysis.<sup>2</sup>





# Additional Efficacy Achieved with ALECENSA

- **ORR:** ALECENSA 79% (95% CI<sup>b</sup>: 72, 85); crizotinib 72% (95% CI<sup>b</sup>: 64, 79); *P*=0.1652<sup>1a</sup>
  - CR/PR: ALECENSA 13%/66%; crizotinib 6%/66%
- **DOR:** Response duration ≥6 months: ALECENSA 82%; crizotinib 57%<sup>1</sup>
- **OS:** At the time of data cutoff, OS data were not mature<sup>1</sup>

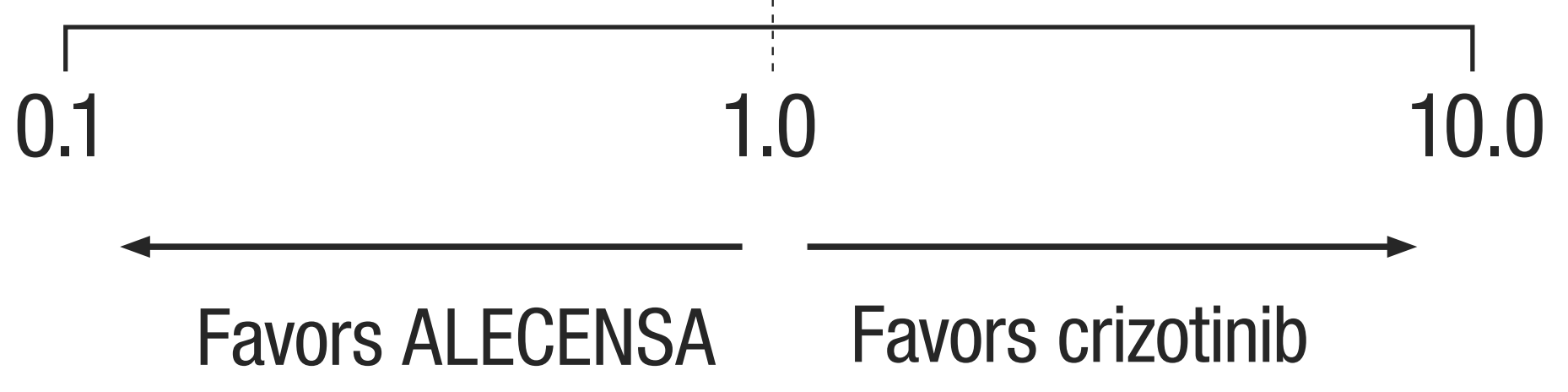
## ALECENSA Delivered a Consistent PFS Benefit Across Multiple Prespecified Subgroups

### PRIMARY ANALYSIS

Prespecified Exploratory Subgroup Analysis of PFS <sup>4</sup>   INVESTIGATOR		
Subgroup	Number of Events/ Number of Patients	HR for Disease Progression or Death (95% CI)
<b>All patients</b>	164/303	0.48 (0.35, 0.66)
<b>CNS metastases at baseline</b>		
- Yes	78/122	0.40 (0.25, 0.64)
- No	86/181	0.51 (0.33, 0.80)
<b>ECOG PS</b>		
- 0	44/97	0.40 (0.21, 0.77)
- 1	105/186	0.48 (0.32, 0.71)
- 2	15/20	0.74 (0.25, 2.15)
<b>Race</b>		
- Asian	72/138	0.46 (0.28, 0.75)
- Non-Asian	92/165	0.49 (0.32, 0.75)

All exploratory analyses are descriptive in nature. Subgroups were not powered to show differences between treatment arms. Hazard ratios were estimated from unstratified analyses.<sup>7</sup>

From *The New England Journal of Medicine*, Peters S, Camidge DR, Shaw AT, et al, Alectinib versus crizotinib in untreated ALK-positive non-small-cell lung cancer, Vol 377, 829-838. Copyright © 2017 Massachusetts Medical Society. Reprinted with permission from Massachusetts Medical Society.



### Select Important Safety Information



#### Bradycardia

- Symptomatic bradycardia can occur with ALECENSA. Cases of bradycardia (8.6%) have been reported in patients treated with ALECENSA. Monitor heart rate and blood pressure regularly. If symptomatic, withhold ALECENSA then dose reduce or permanently discontinue. Permanently discontinue ALECENSA in cases of life-threatening bradycardia if no contributing concomitant medication is identified



Please see additional Important Safety Information included throughout and in full Prescribing Information.



# PFS in Patients With and Without CNS Metastases



## PRIMARY ANALYSIS

### Prespecified Exploratory Subgroup Analysis of PFS<sup>2,8</sup> | INVESTIGATOR

	<b>Patients WITHOUT CNS metastases at baseline</b> HR=0.51 (95% CI: 0.33, 0.80)	<b>NE</b> with ALECENSA (95% CI: NE)	<b>VS</b>	<b>14.8</b> months mPFS with crizotinib (95% CI: 10.8, 20.3)
	<b>Patients WITH CNS metastases at baseline</b> HR=0.40 (95% CI: 0.25, 0.64)	<b>NE</b> with ALECENSA (95% CI: 9.2, NE)	<b>VS</b>	<b>7.4</b> months mPFS with crizotinib (95% CI: 6.6, 9.6)


## FOLLOW-UP ANALYSIS

### Exploratory Subgroup Analysis of PFS<sup>3</sup> | INVESTIGATOR

	<b>Patients WITHOUT CNS metastases at baseline</b> HR=0.47 (95% CI: 0.32, 0.71)	<b>34.8</b> months mPFS with ALECENSA (95% CI: 22.4, NE)	<b>VS</b>	<b>14.7</b> months mPFS with crizotinib (95% CI: 10.8, 20.3)
	<b>Patients WITH CNS metastases at baseline</b> HR=0.35 (95% CI: 0.22, 0.56)	<b>27.7</b> months mPFS with ALECENSA (95% CI: 9.2, NE)	<b>VS</b>	<b>7.4</b> months mPFS with crizotinib (95% CI: 6.6, 9.6)

All exploratory analyses are descriptive in nature. Subgroups were not powered to show differences between treatment arms. Hazard ratios were estimated from unstratified analyses.<sup>7</sup>

## Select Important Safety Information



### Severe Myalgia and Creatine Phosphokinase (CPK) Elevation

- Myalgia or musculoskeletal pain occurred in 26% of patients. The incidence of Grade 3 myalgia/musculoskeletal pain was 0.7%. Dose modifications for myalgia/musculoskeletal pain were required in 0.5% of patients
- Elevations of CPK occurred in 41% of 347 patients with CPK laboratory data. The incidence of Grade 3 elevations of CPK was 4.0%
- Advise patients to report any unexplained muscle pain, tenderness, or weakness. Assess CPK levels every 2 weeks for the first month of treatment and as clinically indicated in patients reporting symptoms. Based on the severity of the CPK elevation, withhold, then resume or dose reduce ALECENSA

Please see additional Important Safety Information included throughout and in full Prescribing Information.





# ALECENSA Significantly Reduced the Risk of CNS as the First Site of Progression

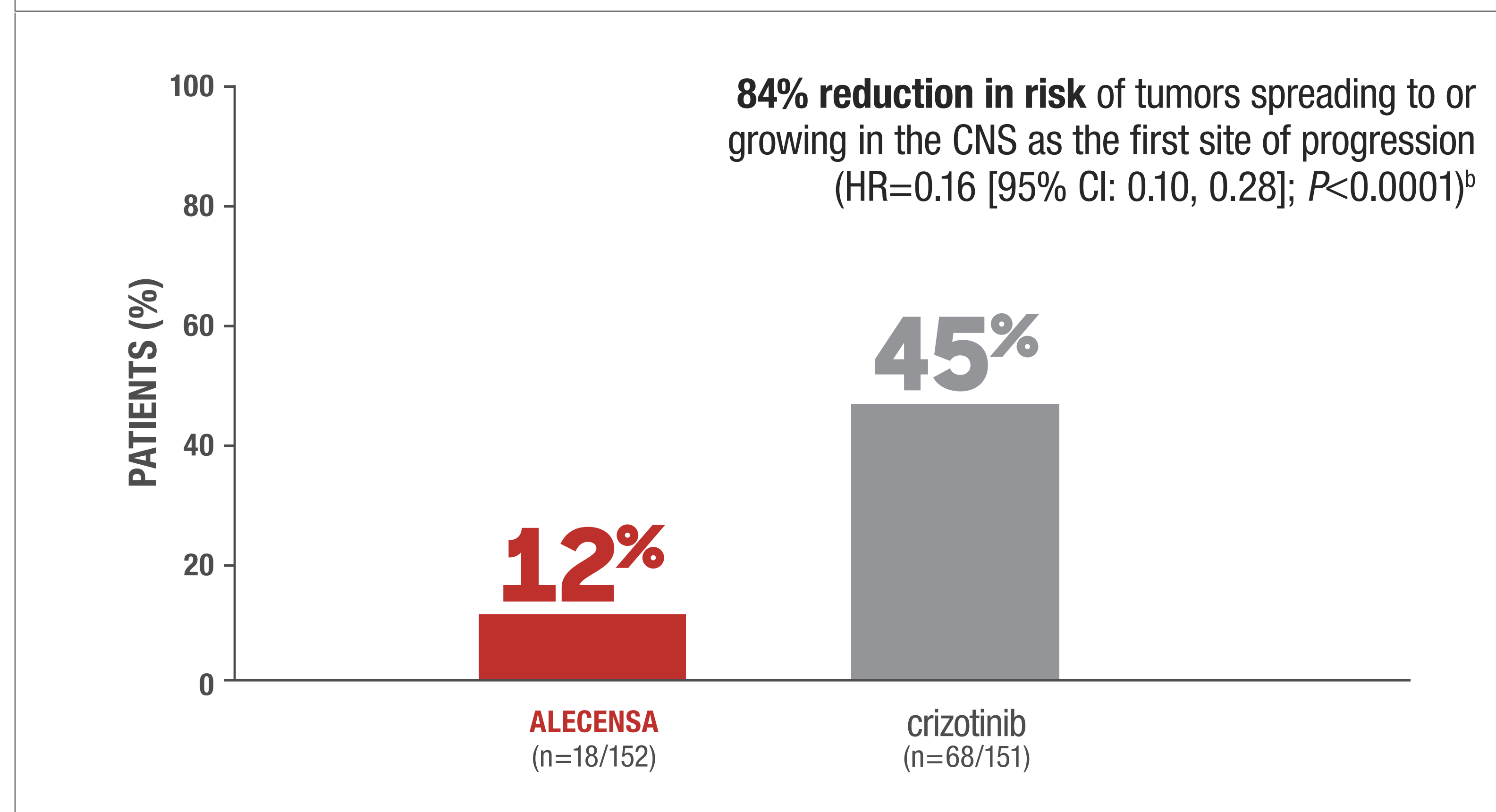
## PRIMARY ANALYSIS

### ALK+ mNSCLC has a propensity to metastasize to the brain<sup>4</sup>

- The efficacy of ALECENSA was evaluated in delaying tumors from spreading to or growing in the CNS as the first site of progression alone or with concurrent systemic progression (time to cause-specific CNS progression)<sup>1,2,4,9</sup>
  - This analysis was conducted to separate the effect of ALECENSA on CNS progression from systemic progression or death
  - Patients who first progressed systemically, and patients with death prior to CNS or systemic progression (ALECENSA n=47; crizotinib n=42),<sup>a</sup> were not included as events

### Percentage of Patients With CNS as the First Site of Progression (Including Those Who Had Concurrent Systemic Progression)<sup>1,2</sup>

IRC



<sup>a</sup>Systemic progression without prior CNS progression (ALECENSA n=36; crizotinib n=33); death prior to CNS or systemic progression (ALECENSA n=11; crizotinib n=9).<sup>2</sup> <sup>b</sup>Cause-specific HR and 95% CI were estimated by Cox model where patients with competing events (systemic progression and death prior to CNS or systemic progression) were censored at the time of these events. P-values were estimated from two-sided stratified cause-specific log-rank tests.<sup>9</sup>

## Select Important Safety Information



### Embryo-Fetal Toxicity

- ALECENSA can cause fetal harm when administered to pregnant women. Advise pregnant women of the potential risk to a fetus
- Advise females of reproductive potential to use effective contraception during treatment with ALECENSA and for 1 week following the final dose
- Advise males with female partners of reproductive potential to use effective contraception during treatment with ALECENSA and for 3 months following the final dose

Please see additional Important Safety Information included throughout and in full Prescribing Information.



# ALECENSA Delivered Durable CNS Responses

PRIMARY ANALYSIS

Exploratory Analysis of CNS Responses in Patients With Measurable CNS Metastases at Baseline <sup>1</sup>		IRC	
CNS ORR	<b>81%</b> with ALECENSA (95% CI: 58, 95) (n=17/21)	vs	<b>50%</b> with crizotinib (95% CI: 28, 72) (n=11/22)
CNS CR	<b>38%</b> with ALECENSA	vs	<b>5%</b> with crizotinib

- 59% of patients experienced a CNS response that lasted for a year or more with ALECENSA vs 36% of patients with crizotinib<sup>1</sup>

All exploratory analyses are descriptive in nature. Subgroups were not powered to show differences between treatment arms.<sup>7</sup>

Select Important Safety Information



Most Common Adverse Reactions

- The most common adverse reactions (incidence ≥20%) were constipation (34%), fatigue (26%), myalgia (23%), edema (22%), and anemia (20%)

You may report side effects to the FDA at 1-800-FDA-1088 or [www.fda.gov/medwatch](http://www.fda.gov/medwatch). You may also report side effects to Genentech at 1-888-835-2555.

Please see additional Important Safety Information included throughout and in full Prescribing Information.






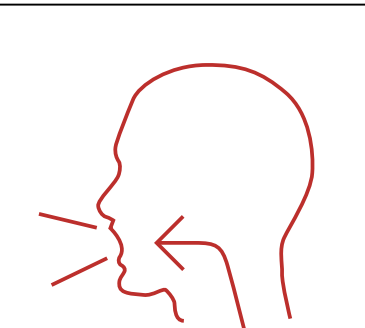
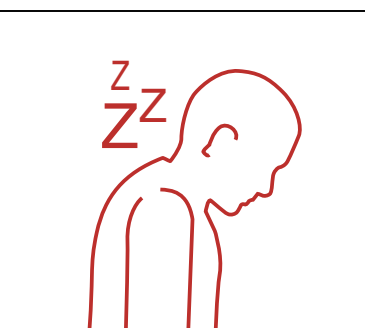
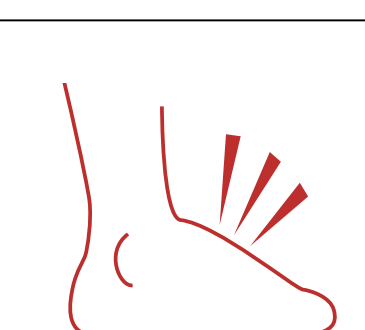


# ALECENSA Has a Well-Established Safety Profile

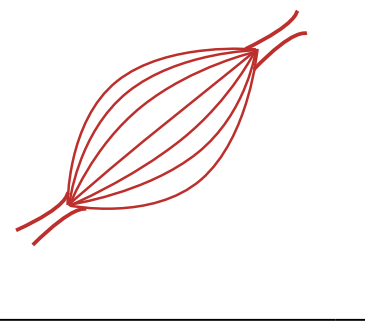

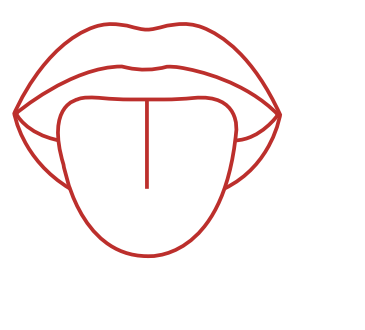
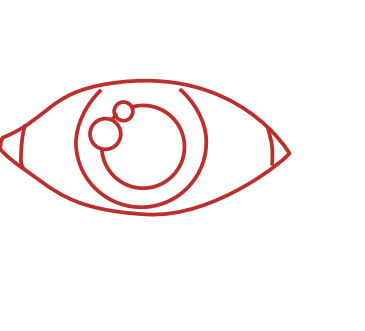

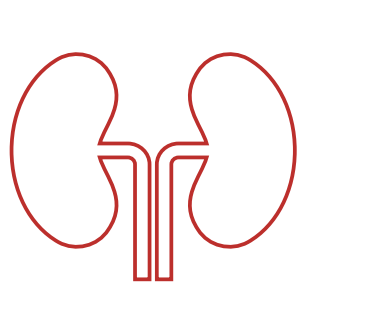
## PRIMARY ANALYSIS

Overall fewer Grade 3-4 adverse reactions occurred with ALECENSA compared with crizotinib<sup>1</sup>

**Adverse Drug Reactions (>10% for All NCI CTCAE Grades or ≥2% for Grades 3-4) in Patients Treated With ALECENSA or Crizotinib<sup>1</sup>**

Adverse Reaction	ALECENSA (n=152)		crizotinib (n=151)	
	All Grades	Grades 3-4	All Grades	Grades 3-4
 Constipation	34%	0%	33%	0%
 Nausea	14%	0.7%	48%	3.3%
 Diarrhea	12%	0%	45%	2%
 Vomiting	7%	0%	38%	3.3%
 Fatigue <sup>a</sup>	26%	1.3%	23%	0.7%
 Edema <sup>b</sup>	22%	0.7%	34%	0.7%

**Adverse Drug Reactions (>10% for All NCI CTCAE Grades or ≥2% for Grades 3-4) in Patients Treated With ALECENSA or Crizotinib<sup>1</sup>**

Adverse Reaction	ALECENSA (n=152)		crizotinib (n=151)	
	All Grades	Grades 3-4	All Grades	Grades 3-4
 Myalgia <sup>c</sup>	23%	0%	4%	0%
 Rash <sup>d</sup>	15%	0.7%	13%	0%
 Dysgeusia <sup>e</sup>	3.3%	0.7%	19%	0%
 Vision disorders <sup>f</sup>	4.6%	0%	23%	0%
 Bradycardia <sup>g</sup>	11%	0%	15%	0%
 Renal impairment <sup>h</sup>	12%	3.9% <sup>i</sup>	0%	0%

<sup>a</sup>Includes fatigue and asthenia. <sup>b</sup>Includes peripheral edema, edema, eyelid edema, localized edema, and face edema. <sup>c</sup>Includes myalgia and musculoskeletal pain. <sup>d</sup>Includes rash, rash maculopapular, dermatitis acneiform, erythema, generalized rash, rash macular, rash papular, exfoliative rash, and pruritic rash. <sup>e</sup>Includes dysgeusia and hypogeusia. <sup>f</sup>Includes blurred vision, visual impairment, vitreous floaters, reduced visual acuity, and diplopia. <sup>g</sup>Includes reported cases of bradycardia and sinus bradycardia but is not based on serial ECG assessment. <sup>h</sup>Includes increased blood creatinine, creatinine renal clearance decreased, glomerular filtration rate decreased, and acute kidney injury. <sup>i</sup>Includes 2 Grade 5 events.  
 ECG=electrocardiogram; NCI CTCAE=National Cancer Institute Common Terminology Criteria for Adverse Events.

Please see additional Important Safety Information included throughout and in full Prescribing Information.



# ALECENSA Has a Well-Established Safety Profile

## PRIMARY ANALYSIS

Fewer dose reductions, interruptions, and discontinuations due to adverse reactions occurred with ALECENSA vs crizotinib<sup>1,4</sup>

### Safety Overview in Primary Analysis<sup>1,4</sup>

Parameter	ALECENSA (n=152)	crizotinib (n=151)
Median duration of exposure	<b>17.9 months</b> (range: 0–29.0 months)	<b>10.7 months</b> (range: 0–27.0 months)
Grade 5 adverse reactions	3% <sup>a</sup>	5% <sup>b</sup>
Grade ≥3 adverse reactions	41%	50%
Dose modifications due to adverse reactions		
- Dose reductions	16%	21%
- Dose interruptions	19%	25%
- Permanent discontinuations	11%	13%

### Most frequent adverse reactions (≥2%) leading to a dose modification for ALECENSA<sup>2</sup>

- **Dose reduction:** elevated ALT (2%), elevated AST (3.3%), elevated bilirubin (2%), anemia (2%), and hyperbilirubinemia (2%)
- **Dose interruption:** ALT increased (3%) and AST increased (2%)
- **Permanent discontinuation:** renal impairment (2%)

<sup>a</sup>All unrelated to treatment. <sup>b</sup>Two related to treatment.<sup>4</sup>

ALT=alanine transaminase; AST=aspartate transaminase.



Please see additional Important Safety Information included throughout and in full Prescribing Information.



# Laboratory Abnormalities and Follow-Up Safety Information

## PRIMARY ANALYSIS

Laboratory Abnormalities Occurring in >10% of Patients Treated With ALECENSA or Crizotinib <sup>1a</sup>				
Parameter	ALECENSA (n=152)		crizotinib (n=151)	
	All Grades	Grades 3-4	All Grades	Grades 3-4
<b>Chemistry</b>				
Hyperbilirubinemia	54%	5%	4.7%	0%
Increased AST	50%	6%	56%	11%
Increased alkaline phosphatase	50%	0%	44%	0%
Increased ALT	40%	6%	62%	16%
Increased creatinine	38%	4.1%	23%	0.7%
Increased CPK	37%	2.8%	52%	1.4%
Hypocalcemia	29%	0%	61%	1.4%
Hyperglycemia	22%	2.2%	19%	2.3%
Hyponatremia	18%	6%	20%	4.1%
Hypokalemia	17%	2%	12%	0.7%
Hypoalbuminemia	14%	0%	57%	3.4%
Hyperkalemia	12%	1.4%	16%	1.4%
Hypophosphatemia	9%	1.4%	25%	2.7%
Increased gamma glutamyl transferase	7%	0.7%	39%	4.1%
<b>Hematology</b>				
Anemia	62%	7%	36%	0.7%
Lymphopenia	14%	1.4%	34%	4.1%
Neutropenia	14%	0%	36%	7%

**Note:** Based on NCI CTCAE v4.03. Excludes patients with no post-baseline lab assessments.

<sup>a</sup>Patients with missing baseline values were included. For each laboratory abnormality, the number of patients evaluated may vary (n=131 to n=148). Please refer to PI for additional information.<sup>1</sup>

<sup>b</sup>All unrelated to treatment.<sup>4</sup> <sup>c</sup>Two related to treatment.<sup>4</sup>

CPK=creatinine phosphokinase.

**Please see additional Important Safety Information included throughout and in full Prescribing Information.**

## FOLLOW-UP ANALYSIS

### Consistent Safety Profile Observed<sup>3</sup>

Parameter	ALECENSA (n=152)	crizotinib (n=151)
<b>Median duration of exposure</b>	<b>27 months</b> (range: 0-39.0 months)	<b>10.8 months</b> (range: 0-37.0 months)
Grade 5 adverse reactions	4% <sup>b</sup>	5% <sup>c</sup>
Grade ≥3 adverse reactions	45%	51%
<b>Dose modifications due to adverse reactions</b>		
- Dose reductions	16%	21%
- Dose interruptions	22%	25%
- Permanent discontinuations	13%	13%



## ALESIA Adds to the Body of Evidence for ALECENSA in 1L ALK+ mNSCLC

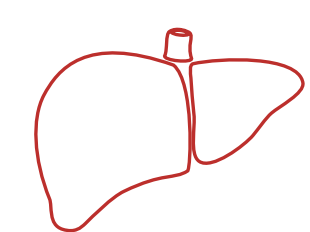
ALESIA was a head-to-head, open-label, Phase 3 trial. The trial randomized 187 Asian patients from China, Thailand, and South Korea with stage IIIB/IV ALK+ mNSCLC 2:1 to receive ALECENSA 600 mg orally twice daily or crizotinib 250 mg twice daily. Randomization was stratified by ECOG PS and the presence or absence of CNS metastases at baseline. The primary efficacy endpoint was PFS as determined by Investigator. A key secondary endpoint was PFS as determined by IRC.<sup>10</sup>

The primary objective of ALESIA was to demonstrate consistency with the PFS benefit in the ALEX trial. Per the China FDA, consistency was prespecified as maintaining >50% of the risk reduction observed in ALEX and an HR of <0.735 in Investigator-assessed PFS. ALESIA was not powered to show differences between treatment arms.<sup>10</sup>

### Indication

ALECENSA is indicated for the treatment of patients with anaplastic lymphoma kinase (ALK)-positive metastatic non-small cell lung cancer (mNSCLC) as detected by an FDA-approved test.

### Select Important Safety Information



#### Hepatotoxicity

- Of 405 patients, elevations of AST >5X the upper limit of normal (ULN) occurred in 4.6% of patients, and elevations of ALT >5X the ULN occurred in 5.3% of patients. Elevations of bilirubin >3X the ULN occurred in 3.7% of patients. Six patients discontinued ALECENSA for Grades 3-4 AST and/or ALT elevations, and 4 patients discontinued ALECENSA for Grade 3 bilirubin elevations. Three patients with Grades 3-4 AST/ALT elevations had drug-induced liver injury
- Monitor liver function tests every 2 weeks during the first 3 months of treatment, then once a month and as clinically indicated, with more frequent testing in patients who develop transaminase and bilirubin elevations. Based on the severity of the adverse drug reaction, withhold then dose reduce, or permanently discontinue ALECENSA

Please see additional Important Safety Information included throughout and in full Prescribing Information.



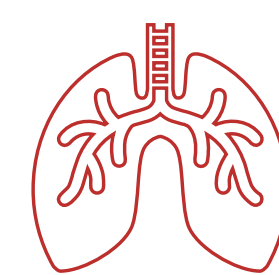


# Patient Characteristics

Baseline Characteristics in ITT Population <sup>10</sup>		
Baseline Characteristics	ALECENSA (n=125)	crizotinib (n=62)
<b>Age, years</b>		
Median (range)	51 (43-59)	49 (41-59)
<b>Sex, n (%)</b>		
Male	64 (51%)	34 (55%)
Female	61 (49%)	28 (45%)
<b>Smoking status</b>		
Active Smoker	4 (3%)	3 (5%)
Non-smoker	84 (67%)	45 (73%)
Former smoker	37 (30%)	14 (23%)
<b>ECOG PS, n (%)</b>		
0-1	121 (97%)	61 (98%)
2	4 (3%)	1 (2%)
<b>Disease Stage at baseline</b>		
Stage IIIb	13 (10%)	4 (7%)
Stage IV	112 (90%)	58 (94%)
<b>Histological classification, n (%)</b>		
Adenocarcinoma	117 (94%)	59 (97%)

Baseline Characteristics in ITT Population <sup>10</sup> (cont'd)		
Baseline Characteristics	ALECENSA (n=125)	crizotinib (n=62)
Previous chemotherapy for localized disease	7 (6%)	9 (15%)
Prior CNS radiation, n (%)	8 (6%)	5 (8%)
CNS metastases (IRC)	44 (35%)	23 (37%)
CNS metastases (INV)	42 (34%)	20 (32%)
Mean target lesion size at baseline (IRC), mm	78.0 (43.9)	72.9 (42.2)
Mean target lesion size at baseline (INV), mm	61.4 (36.2)	65.5 (43.8)

## Select Important Safety Information



### Interstitial Lung Disease (ILD)/Pneumonitis

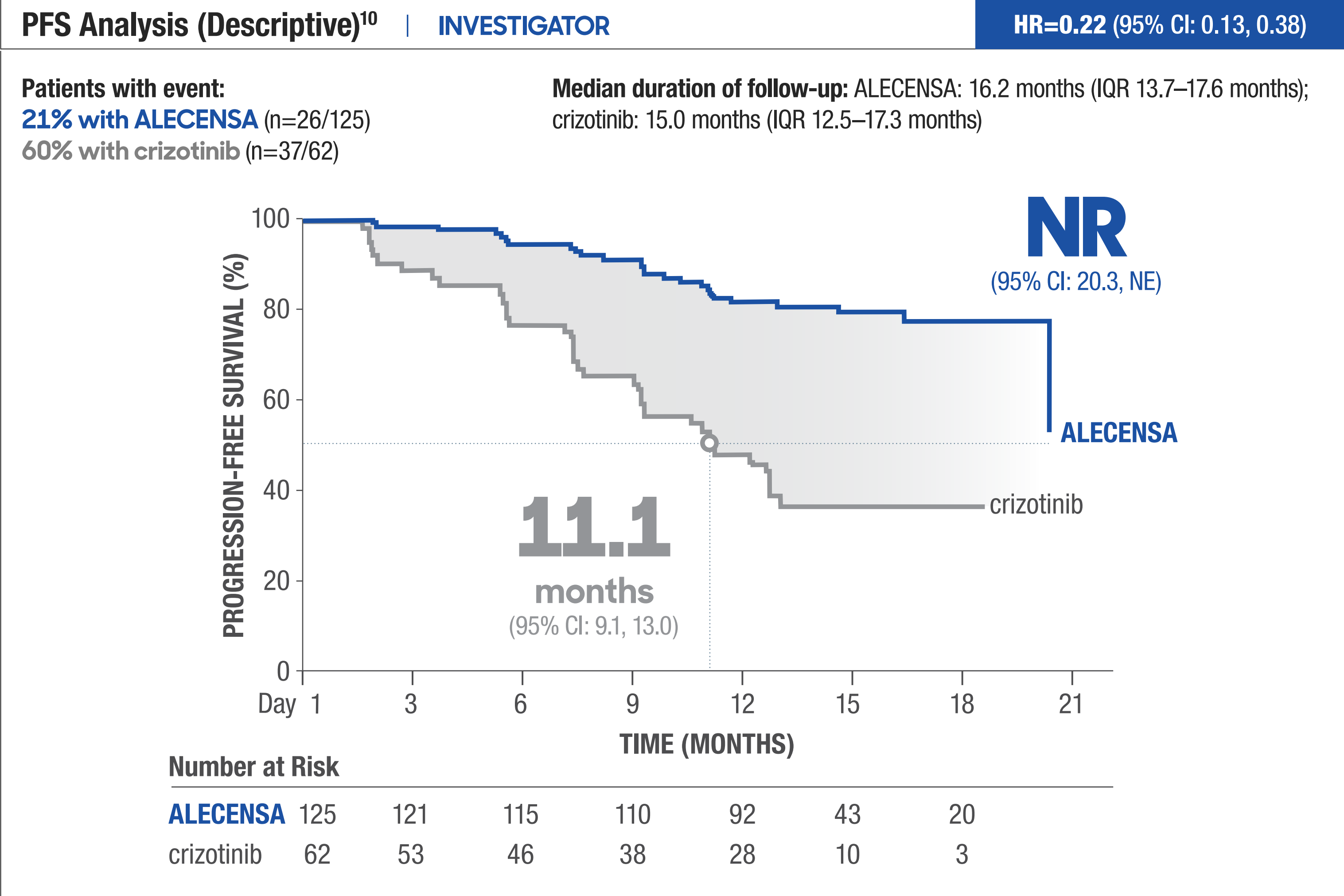
- ILD/pneumonitis occurred in 3 (0.7%) patients treated with ALECENSA. One (0.2%) of these events was severe (Grade 3). Immediately withhold ALECENSA in patients diagnosed with ILD/pneumonitis and permanently discontinue if no other potential causes of ILD/pneumonitis have been identified

Please see additional Important Safety Information included throughout and in full Prescribing Information.




# IN A TRIAL OF ASIAN PATIENTS, ALECENSA Demonstrated Consistency With PFS Benefit Seen in ALEX

## ALESIA

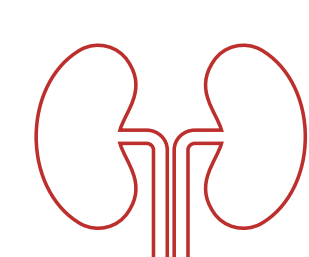


Adapted from *The Lancet Respiratory Medicine*, Vol 7, Zhou C, Kim S-W, Reungwetwattana T, et al, Alectinib versus crizotinib in untreated Asian patients with anaplastic lymphoma kinase-positive non-small-cell lung cancer (ALESIA): a randomised phase 3 study, 437-446, Copyright 2019, with permission from Elsevier.



<sup>a</sup>Data for the subgroup of patients with ECOG PS 2 is not displayed because of the small sample size in both arms (ALECENSA n=4; crizotinib n=1). IQR=interquartile range; NR=not reached.

### Select Important Safety Information



#### Renal Impairment

- Renal impairment occurred in 8% of patients. The incidence of Grade ≥3 renal impairment was 1.7%, of which 0.5% were fatal events
- Permanently discontinue ALECENSA for Grade 4 renal toxicity. Withhold ALECENSA for Grade 3 renal toxicity until recovery to ≤1.5X ULN, then resume at reduced dose

Please see additional Important Safety Information included throughout and in full Prescribing Information.

# ALESIA Subgroup Analysis of PFS

## ALESIA

**Prespecified Exploratory Subgroup Analysis of PFS<sup>10</sup> | INVESTIGATOR**

Subgroup	ALECENSA Number of Events/ Number of Patients	crizotinib Number of Events/ Number of Patients	HR for Disease Progression or Death (95% CI)
<b>All patients</b>	26/125	37/62	0.24 (0.14, 0.40)
<b>CNS metastases at baseline</b>			
- Yes	8/44	17/23	0.11 (0.05, 0.28)
- No	18/81	20/39	0.34 (0.18, 0.65)
<b>ECOG PS<sup>a</sup></b>			
- 0	4/18	4/8	0.40 (0.10, 1.62)
- 1	19/103	32/53	0.20 (0.11, 0.36)

0.1 1.0 10.0  
 Favors ALECENSA Favors crizotinib

Adapted from *The Lancet Respiratory Medicine*, Vol 7, Zhou C, Kim S-W, Reungwetwattana T, et al, Alectinib versus crizotinib in untreated Asian patients with anaplastic lymphoma kinase-positive non-small-cell lung cancer (ALESIA): a randomised phase 3 study, 437-446, Copyright 2019, with permission from Elsevier.

**All exploratory analyses are descriptive in nature. Subgroups were not powered to show differences between treatment arms. Hazard ratios were estimated from unstratified analyses.<sup>7</sup>**

**The primary objective of ALESIA was to demonstrate consistency with the PFS benefit in the ALEX trial. ALESIA was not powered to show differences between treatment arms. Refer to page 12 for more information.<sup>10</sup>**





# ALESIA Safety Overview

## ALESIA

### Safety Overview<sup>10</sup>

Parameter	ALECENSA (n=125)	crizotinib (n=62)
Grade 5 adverse reactions	2% <sup>a</sup>	5% <sup>b</sup>
Grade ≥3 adverse reactions	29%	48%
Dose modifications due to adverse reactions		
- Dose reductions	24%	23%
- Dose interruptions	26%	27%
- Permanent discontinuations	7%	10%

### No new safety signals were observed in ALESIA<sup>1,4,10</sup>

- Serious adverse reactions (incidence ≥2%) in the ALECENSA arm included blood uric acid increase (2.4%)<sup>10</sup>
- Among adverse reactions with at least 10% difference in frequency between treatment arms, the most common adverse reactions (incidence ≥20%) in the ALECENSA arm were increased blood bilirubin (49%), increased blood creatine phosphokinase (44%), increased alanine aminotransferase (42%), constipation (36%), sinus bradycardia (30%), increased blood alkaline phosphatase (26%), and increased bilirubin conjugated (26%)<sup>10</sup>




<sup>a</sup>All unrelated to treatment. <sup>10</sup> <sup>b</sup>Two with interstitial lung disease related to treatment.<sup>10</sup>



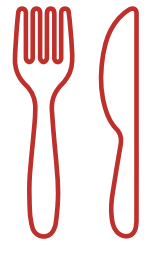
Please see additional Important Safety Information included throughout and in full Prescribing Information.



# Dosing and Administration

## Dosing Schedule<sup>1</sup>

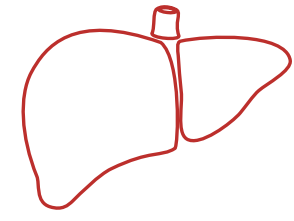
**Dose 1**   +  **food**  
600 mg (4 x 150 mg)

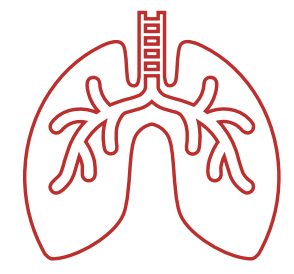
**Dose 2**   +  **food**  
600 mg (4 x 150 mg)

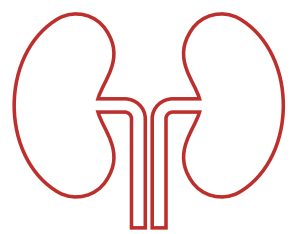
## Administer ALECENSA until disease progression or unacceptable toxicity.<sup>1</sup>


- The recommended dose of ALECENSA is 600 mg orally twice daily with food<sup>1</sup>
  - The recommended dose of ALECENSA in patients with severe hepatic impairment (Child-Pugh C) is 450 mg orally twice daily
- Do not open or dissolve the contents of the capsule<sup>1</sup>
- If a dose of ALECENSA is missed or vomiting occurs after taking a dose of ALECENSA, take the next dose at the scheduled time<sup>1</sup>


## Monitoring<sup>1</sup>


 **Hepatotoxicity**  
Monitor liver function tests every 2 weeks during the first 3 months of treatment, then once a month and as clinically indicated, with more frequent testing in patients who develop transaminase and bilirubin elevations. In case of severe ALT, AST, or bilirubin elevations, withhold, then reduce dose, or permanently discontinue ALECENSA

 **ILD/Pneumonitis**  
Immediately withhold ALECENSA in patients diagnosed with ILD/pneumonitis and permanently discontinue if no other potential causes of ILD/pneumonitis have been identified

 **Renal Impairment**  
Withhold ALECENSA for severe renal impairment, then resume ALECENSA at reduced dose upon recovery, or permanently discontinue

 **Bradycardia**  
Monitor heart rate and blood pressure regularly. If symptomatic, withhold ALECENSA then reduce dose, or permanently discontinue

 **Severe Myalgia and CPK Elevation**  
Assess CPK levels every 2 weeks for the first month of treatment and in patients reporting unexplained muscle pain, tenderness, or weakness. In case of severe CPK elevations, withhold, then resume or reduce dose

 **Embryo-Fetal Toxicity**  
ALECENSA can cause fetal harm. Advise females of reproductive potential of the potential risk to a fetus and to use effective contraception

ILD=interstitial lung disease.

## Dose Reduction Schedule<sup>1</sup>

Dose Reduction Schedule	Dose Level
Starting dose	ALECENSA 600 mg taken orally twice daily
First dose reduction	ALECENSA 450 mg taken orally twice daily
Second dose reduction	ALECENSA 300 mg taken orally twice daily











Discontinue if patients are unable to tolerate the 300 mg twice daily dose.

Please see additional Important Safety Information included throughout and in full Prescribing Information.





# Dose Modifications

Dosing Modifications for Adverse Reactions <sup>1</sup>	
Criteria	ALECENSA Dose Modification
ALT or AST elevation of >5X ULN <u>with</u> total bilirubin ≤2X ULN	 <b>Temporarily withhold until recovery to baseline or to ≤3X ULN, then resume at reduced dose. See table on page 16 for dose reduction schedule.</b>
ALT or AST elevation >3X ULN <u>with</u> total bilirubin elevation >2X ULN in the absence of cholestasis or hemolysis	 <b>Permanently discontinue ALECENSA.</b>
Total bilirubin elevation of >3X ULN	 <b>Temporarily withhold until recovery to baseline or to ≤1.5X ULN, then resume at reduced dose. See table on page 16 for dose reduction schedule.</b>
Any Grade treatment-related ILD/pneumonitis	 <b>Permanently discontinue ALECENSA.</b>
Grade 3 renal impairment	 <b>Temporarily withhold until serum creatinine recovers to ≤1.5X ULN, then resume at reduced dose.</b>
Grade 4 renal impairment	 <b>Permanently discontinue ALECENSA.</b>
Symptomatic bradycardia	 <b>Withhold ALECENSA until recovery to asymptomatic bradycardia or to a heart rate of ≥60 bpm. If contributing concomitant medication is identified and discontinued, or its dose is adjusted, resume ALECENSA at previous dose upon recovery to asymptomatic bradycardia or to a heart rate of ≥60 bpm. If no contributing concomitant medication is identified, or if contributing concomitant medications are not discontinued or dose modified, resume ALECENSA at reduced dose upon recovery to asymptomatic bradycardia or to a heart rate of ≥60 bpm. See table on page 16 for dose reduction schedule.</b>
Bradycardia <sup>a</sup> (life-threatening consequences, urgent intervention indicated)	 <b>Permanently discontinue ALECENSA if no contributing concomitant medication is identified. If contributing concomitant medication is identified and discontinued, or its dose is adjusted, resume ALECENSA at reduced dose upon recovery to asymptomatic bradycardia or to a heart rate of ≥60 bpm, with frequent monitoring as clinically indicated. Permanently discontinue ALECENSA in case of recurrence. See table on page 16 for dose reduction schedule.</b>
CPK elevation >5X ULN	 <b>Temporarily withhold until recovery to baseline or to ≤2.5X ULN, then resume at same dose.</b>
CPK elevation >10X ULN or second occurrence of CPK elevation of >5X ULN	 <b>Temporarily withhold until recovery to baseline or to ≤2.5X ULN, then resume at reduced dose. See table on page 16 for dose reduction schedule.</b>

<sup>a</sup>Heart rate <60 bpm.

bpm=beats per minute; ULN=upper limit of normal.

**Please see additional Important Safety Information included throughout and in full Prescribing Information.**



# Genentech Access Solutions for ALECENSA

**Genentech Access Solutions provides helpful access and reimbursement support to assist your patients and practice by providing:**

- Benefits Investigations (BIs) and benefits reverification support
- Prior Authorization (PA) resources
- Information about authorized specialty pharmacies (SPs) and specialty distributors
- Sample billing and coding information
- Resources for denials and appeals
- Referrals to financial assistance options

## Benefits Investigations

Genentech Access Solutions for ALECENSA can conduct a BI to help you determine if a Genentech medicine is covered, if PAs are required, which SP the health insurance plan prefers, and if financial assistance might be needed.

Potential outcomes of a BI:

- Treatment is covered
- PA is required
- Treatment is denied

**Request a BI by submitting the Prescriber Service Form and the Patient Consent Form to Genentech Access Solutions.**



Prescriber Service Form



Patient Consent Form

Once your patient is enrolled in Genentech Access Solutions, we can conduct a BI to help you determine your patient's coverage.

**ACCESS SOLUTIONS**<sup>®</sup>

To learn more about our programs and services:

**Call (866) 4ACCESS/(866) 422-2377**

Please see additional Important Safety Information included throughout and in full Prescribing Information.

**ALECENSA**<sup>®</sup>  
alectinib 150 mg capsules



# Financial Assistance Options

If your patients have financial concerns related to their Genentech medicine, we may be able to help.



## Commercially Insured Patients

### Genentech Co-pay Assistance Program<sup>a</sup>

Genentech co-pay programs provide financial assistance to eligible commercially insured patients to help with their co-pays, co-insurance, or other out-of-pocket (OOP) costs.

**\$5** Eligible patients pay as little as \$5 per prescription for ALECENSA     **\$25K** Annual benefit limit is \$25,000     **0** Zero income requirements

To find out if your patients qualify or to get more information about the Genentech Co-pay Assistance Program:

Call **(855) MYCOPAY (692-6729)**     Visit [copayassistancenow.com](http://copayassistancenow.com)

<sup>a</sup>This ALECENSA Co-pay Program is valid ONLY for patients with commercial insurance who have a valid prescription for a Food and Drug Administration (FDA)-approved indication of a Genentech medication. Patients using Medicare, Medicaid, or any other federal or state government program to pay for their medications are not eligible. Under the Program, the patient will pay a co-pay. After reaching the maximum Program benefit, the patient will be responsible for all out-of-pocket costs. All participants are responsible for reporting the receipt of all Program benefits as required by any insurer or by law. No party may seek reimbursement for all or any part of the benefit received through this Program. This Program is void where prohibited by law. Genentech reserves the right to rescind, revoke, or amend the Program without notice at any time. Additional eligibility criteria apply. See full terms and conditions at [copayassistancenow.com](http://copayassistancenow.com).

<sup>b</sup>Genentech and ALECENSA do not influence or control the operations or eligibility criteria of any independent co-pay assistance foundation and cannot guarantee co-pay assistance after a referral from Genentech Access Solutions. This information is provided as a resource to patients. Please note that this list is not indicative of Genentech's endorsement or financial support of any particular disease area and/or foundation, nor is it exhaustive. There may be other foundations to support the patient's disease state.

<sup>c</sup>To be eligible for free Genentech medicine from the Genentech Patient Foundation, insured patients who have coverage for their medicine must have pursued all other forms of financial assistance and meet certain income requirements. Uninsured patients and insured patients without coverage for their medicine must meet different income requirements.

Please see additional Important Safety Information included throughout and in full Prescribing Information.



## Commercially or Publicly Insured Patients

### Independent Co-pay Assistance Foundations<sup>b</sup>

If eligible publicly or commercially insured patients have difficulty paying for their co-pay, co-insurance, or other out-of-pocket (OOP) costs, Genentech Access Solutions can refer them to an independent co-pay assistance foundation supporting their diagnosis.

To learn more:

Call **(866) 4ACCESS/(866) 422-2377**



## No Insurance or ALECENSA is Not Covered

### Genentech Patient Foundation<sup>c</sup>

The Genentech Patient Foundation provides free Genentech medicine to people who need it. People who do not have health insurance, who have health insurance that does not cover their Genentech medicine, or who can't afford their out-of-pocket costs and meet eligibility criteria may get free medicine.

A Foundation Specialist is ready to help:

Call **(888) 941-3331**





# Ways to Help Your Patients Start and Stay on Treatment

## The SureStart® Program

With the SureStart Program, eligible patients taking ALECENSA may receive free medicine while awaiting an insurance coverage determination.

If you think your patient qualifies for the SureStart Program, submit the completed Prescriber Service Form and the Patient Consent Form to Genentech Access Solutions for ALECENSA.



## Start your newly diagnosed ALK+ mNSCLC patients on a free 30-day sample of ALECENSA

A free sample of ALECENSA allows you to become familiar with ALECENSA so you can see whether it's appropriate for your patients diagnosed with ALK+ mNSCLC.<sup>a</sup> You may request a sample even if you're not treating someone with ALK+ mNSCLC. Keep in mind that ALECENSA samples must be used according to the approved indication.

To connect to a Genentech representative, check sample order status, or learn more about the sampling program:

Contact your GNE representative OR Call the Sample Accountability Call Center (800) 408-3365

## The Genentech Patient Resource Center

One number can connect you to all of the help we offer to patients prescribed ALECENSA.

With questions or to get started:

Call the ALECENSA Patient Resource Center (800) ALECENSA (253-2367)

<sup>a</sup>Drug samples may not be sold, purchased, traded, or offered for sale, purchase, or trade, utilized to seek reimbursement, or otherwise distributed in a manner not permitted by applicable law. Samples may only be distributed to practitioners who are licensed or authorized under applicable state law to prescribe the drug product and whose practices are relevant to the FDA-approved product labeling for ALECENSA. Distribution of the sample does not obligate use or continuing use of ALECENSA. You may not advertise or otherwise use the program as a means of promoting your services or Genentech's products to patients. Genentech reserves the right to deny fulfillment of the sample to anyone deemed ineligible in accordance with stated program criteria.

**References:** **1.** ALECENSA [prescribing information]. South San Francisco, CA: Genentech USA, Inc; 2018. **2.** Data on file. Genentech, Inc. **3.** Camidge DR, Dziadziuszko R, Peters S, et al. Updated efficacy and safety data and impact of the EML4-ALK fusion variant on the efficacy of alectinib in untreated ALK-positive advanced non-small cell lung cancer in the global phase III ALEX study [published online March 19, 2019]. *J Thorac Oncol*. doi:10.1016/j.jtho.2019.03.007.15. **4.** Peters S, Camidge DR, Shaw AT, et al. Alectinib versus crizotinib in untreated ALK-positive non-small cell lung cancer. *N Engl J Med*. 2017;377:829-838. **5.** SHS US Claims Data Feed December, 2020. **6.** Referenced with permission from the NCCN Clinical Practice Guidelines in Oncology (NCCN Guidelines®) for Non-Small Cell Lung Cancer V.8.2020. © National Comprehensive Cancer Network, Inc. 2020. All rights reserved. Accessed September 25, 2020. To view the most recent and complete version of the guideline, go online to NCCN.org. **7.** Peters S, Camidge DR, Shaw AT, et al. Alectinib versus crizotinib in untreated ALK-positive non-small cell lung cancer. *N Engl J Med*. 2017;377(protocol):1-384. **8.** Gadgeel S. Alectinib vs crizotinib in treatment-naïve ALK+ NSCLC: CNS efficacy results from the ALEX study. Oral presentation at: European Society for Medical Oncology Congress; September, 2017; Madrid, Spain. **9.** Peters S, Camidge DR, Shaw AT, et al. Alectinib versus crizotinib in untreated ALK-positive nonsmall-cell lung cancer. *N Engl J Med*. 2017;377(suppl):1-14. **10.** Zhou C, Kim S-W, Reungwetwattana T, et al. Alectinib versus crizotinib in untreated Asian patient with anaplastic lymphoma kinase-positive non-small-cell lung cancer (ALESIA): a randomized phase 3 study [published online April 10, 2019]. *Lancet Respir Med*. doi:http://dx.doi.org/10.1016/S2213-2600(19)30053-0.

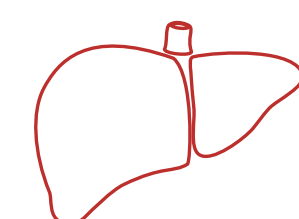
Please see additional Important Safety Information included throughout and in full Prescribing Information.





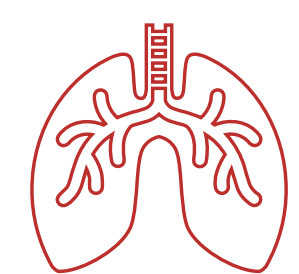
# Important Safety Information

## Warnings and Precautions



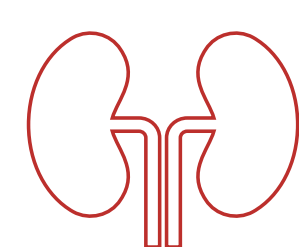
### Hepatotoxicity

- Of 405 patients, elevations of AST >5X the upper limit of normal (ULN) occurred in 4.6% of patients, and elevations of ALT >5X the ULN occurred in 5.3% of patients. Elevations of bilirubin >3X the ULN occurred in 3.7% of patients. The majority (69% of the patients with hepatic transaminase elevations and 68% of the patients with bilirubin elevations) of these events occurred during the first 3 months of treatment. Six patients discontinued ALECENSA for Grades 3-4 AST and/or ALT elevations, and 4 patients discontinued ALECENSA for Grade 3 bilirubin elevations. Concurrent elevations in ALT or AST  $\geq$ 3X the ULN and total bilirubin  $\geq$ 2X the ULN, with normal alkaline phosphatase, occurred in <1% of patients treated with ALECENSA across clinical trials. Three patients with Grades 3-4 AST/ALT elevations had drug-induced liver injury (2 documented by liver biopsy)
- Monitor liver function tests including ALT, AST, and total bilirubin every 2 weeks during the first 3 months of treatment, then once a month and as clinically indicated, with more frequent testing in patients who develop transaminase and bilirubin elevations. Based on the severity of the adverse drug reaction, withhold ALECENSA and resume at a reduced dose, or permanently discontinue ALECENSA



### Interstitial Lung Disease (ILD)/Pneumonitis

- ILD/pneumonitis occurred in 3 (0.7%) patients treated with ALECENSA. One (0.2%) of these events was severe (Grade 3)
- Promptly investigate for ILD/pneumonitis in any patient who presents with worsening of respiratory symptoms indicative of ILD/pneumonitis (eg, dyspnea, cough, and fever)
- Immediately withhold ALECENSA treatment in patients diagnosed with ILD/pneumonitis and permanently discontinue ALECENSA if no other potential causes of ILD/pneumonitis have been identified



### Renal Impairment

- Renal impairment occurred in 8% of patients. The incidence of Grade  $\geq$ 3 renal impairment was 1.7%, of which 0.5% were fatal events
- Dose modifications for renal impairment were required in 3.2% of patients. Median time to Grade  $\geq$ 3 renal impairment was 3.7 months (range 0.5 to 14.7 months)
- Permanently discontinue ALECENSA for Grade 4 renal toxicity. Withhold ALECENSA for Grade 3 renal toxicity until recovery to  $\leq$ 1.5X ULN, then resume at reduced dose




### Bradycardia

- Symptomatic bradycardia can occur with ALECENSA. Cases of bradycardia (8.6%) have been reported in patients treated with ALECENSA. Eighteen percent of 365 patients treated with ALECENSA for whom serial ECGs were available had heart rates of <50 beats per minute (bpm)




### Bradycardia (cont'd)

- Monitor heart rate and blood pressure regularly. Dose modification is not required in cases of asymptomatic bradycardia. In cases of symptomatic bradycardia that are not life-threatening, withhold ALECENSA until recovery to asymptomatic bradycardia or to a heart rate of  $\geq$ 60 bpm and evaluate concomitant medications known to cause bradycardia, as well as anti-hypertensive medications. If attributable to a concomitant medication, resume ALECENSA at a reduced dose upon recovery to asymptomatic bradycardia or to a heart rate of  $\geq$ 60 bpm, with frequent monitoring as clinically indicated. Permanently discontinue ALECENSA in case of recurrence. Permanently discontinue ALECENSA in cases of life-threatening bradycardia if no contributing concomitant medication is identified



### Severe Myalgia and Creatine Phosphokinase (CPK) Elevation

- Myalgia or musculoskeletal pain occurred in 26% of patients. The incidence of Grade 3 myalgia/musculoskeletal pain was 0.7%. Dose modifications for myalgia/musculoskeletal pain were required in 0.5% of patients
- Elevations of CPK occurred in 41% of 347 patients with CPK laboratory data. The incidence of Grade 3 elevations of CPK was 4.0%. Median time to Grade 3 CPK elevation was 14 days (interquartile range 13-28 days). Dose modifications for elevation of CPK occurred in 3.2% of patients
- Advise patients to report any unexplained muscle pain, tenderness, or weakness. Assess CPK levels every 2 weeks for the first month of treatment and as clinically indicated in patients reporting symptoms. Based on the severity of the CPK elevation, withhold ALECENSA, then resume or reduce dose



### Embryo-Fetal Toxicity

- Based on findings from animal studies and its mechanism of action, ALECENSA can cause fetal harm when administered to pregnant women. Administration of ALECENSA to pregnant rats and rabbits during the period of organogenesis resulted in embryo-fetal toxicity and abortion at maternally toxic doses with exposures approximately 2.7X those observed in humans with ALECENSA 600 mg twice daily. Advise pregnant women of the potential risk to a fetus
- Advise females of reproductive potential to use effective contraception during treatment with ALECENSA and for 1 week following the final dose



### Most Common Adverse Reactions

- The most common adverse reactions (incidence  $\geq$ 20%) were constipation (34%), fatigue (26%), edema (22%), myalgia (23%), and anemia (20%)

Please see additional Important Safety Information in full Prescribing Information.




**ALECENSA**<sup>®</sup>  
alectinib 150 mg capsules



# Important Safety Information (cont'd)

## Use in Specific Populations




### Pregnancy

- Based on animal studies and its mechanism of action, ALECENSA can cause fetal harm when administered to a pregnant woman. There are no available data on ALECENSA use in pregnant women
- In the U.S. general population, the estimated background risk of major birth defects and miscarriage in clinically recognized pregnancies is 2% to 4% and 15% to 20%, respectively



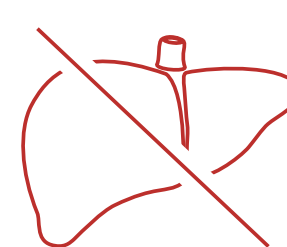
### Lactation

- Because of the potential for serious adverse reactions in breastfed infants from ALECENSA, advise a lactating woman not to breastfeed during treatment with ALECENSA and for 1 week after final dose



### Females and Males of Reproductive Potential


- ALECENSA can cause fetal harm when administered to a pregnant woman. Advise females of reproductive potential to use effective contraception during treatment with ALECENSA and for 1 week after the final dose
- Based on genotoxicity findings, advise males with female partners of reproductive potential to use effective contraception during treatment with ALECENSA and for 3 months following the final dose



### Hepatic Impairment

- Increased exposure of alectinib occurred in patients with severe hepatic impairment (Child-Pugh C). The recommended dose of ALECENSA in patients with severe hepatic impairment (Child-Pugh C) is 450 mg orally twice daily

## Patient Counseling Information



### Photosensitivity

- Inform patients of the signs and symptoms of photosensitivity. Advise patients to avoid prolonged sun exposure while taking ALECENSA and for at least 7 days after discontinuation and to use proper protection from the sun. Advise patients to use a broad spectrum ultraviolet A (UVA)/ultraviolet B (UVB) sunscreen and lip balm (SPF  $\geq$ 50) to help protect against potential sunburn

You may report side effects to the FDA at **1-800-FDA-1088** or [www.fda.gov/medwatch](http://www.fda.gov/medwatch). You may also report side effects to Genentech at **1-888-835-2555**.

Please see additional Important Safety Information in full Prescribing Information.





# ALECENSA Achieved mPFS >2 Years at Primary Analysis and ~3 Years at Exploratory Follow-up Analysis

The primary efficacy endpoint in the ALEX trial was PFS as determined by Investigator (HR=0.48 [95% CI: 0.35, 0.66];  $P<0.0001$ ) based on RECIST v1.1. Additional efficacy endpoints included PFS by IRC based on RECIST v1.1 and time to cause-specific CNS progression by IRC. The follow-up analysis was performed when approximately 50% of patients in the ALECENSA arm experienced a PFS event and was conducted for the purpose of obtaining a median estimate of PFS. No formal treatment comparisons were performed for the follow-up analysis.<sup>1,2</sup>

### PRIMARY ANALYSIS

**IRC-Assessed PFS** HR=0.53 (95% CI: 0.38, 0.73)  $P<0.0001$ <sup>1</sup>

**25.7** months mPFS with ALECENSA (95% CI: 19.9, NE) **vs** **10.4** months mPFS with crizotinib (95% CI: 7.7, 14.6)

### FOLLOW-UP ANALYSIS 10 MONTHS LATER

**Investigator-Assessed PFS (Exploratory)** HR=0.43 (95% CI: 0.32, 0.58)<sup>3</sup>

**34.8** months mPFS with ALECENSA (95% CI: 17.7, NE) **vs** **10.9** months mPFS with crizotinib (95% CI: 9.1, 12.9)

**CATEGORY 1, PREFERRED**

**NCCN**  
RECOMMENDATION



**NCCN Clinical Practice Guidelines in Oncology (NCCN Guidelines®) recommend alectinib (ALECENSA) as a treatment option for first-line ALK+ metastatic NSCLC (Category 1, Preferred)<sup>6a</sup>**

<sup>a</sup>When an ALK rearrangement is discovered prior to first-line systemic therapy.

### Indication

ALECENSA is indicated for the treatment of patients with anaplastic lymphoma kinase (ALK)-positive metastatic non-small cell lung cancer (mNSCLC) as detected by an FDA-approved test.

### Select Important Safety Information



The Warnings and Precautions for ALECENSA include<sup>1</sup>:

- Hepatotoxicity
- Renal impairment
- Severe myalgia and CPK elevation
- ILD/pneumonitis
- Bradycardia
- Embryo-fetal toxicity

Please see additional Important Safety Information included throughout and in full Prescribing Information.



ALECENSA® and its logo are registered trademarks of Chugai Pharmaceutical Co., Ltd., Tokyo, Japan. The Genentech logo is a registered trademark of Genentech, Inc. The Access Solutions logo is a registered trademark of Genentech, Inc. SureStart® is a registered trademark of, and the SureStart logo is a trademark of Genentech, Inc. © 2020 Genentech USA, Inc. All rights reserved. M-US-00004909(v2.0) Printed in USA.



## HIGHLIGHTS OF PRESCRIBING INFORMATION

These highlights do not include all the information needed to use ALECENSA safely and effectively. See full prescribing information for ALECENSA.

ALECENSA® (alectinib) capsules, for oral use

Initial U.S. Approval: 2015

### RECENT MAJOR CHANGES

Dosage and Administration (2.1)

1/2021

### INDICATIONS AND USAGE

ALECENSA is a kinase inhibitor indicated for the treatment of patients with anaplastic lymphoma kinase (ALK)-positive metastatic non-small cell lung cancer (NSCLC) as detected by an FDA-approved test. (1)

### DOSAGE AND ADMINISTRATION

600 mg orally twice daily. Administer ALECENSA with food. (2.2)

### DOSAGE FORMS AND STRENGTHS

Capsules: 150 mg (3)

### CONTRAINDICATIONS

None. (4)

### WARNINGS AND PRECAUTIONS

- Hepatotoxicity: Monitor liver laboratory tests every 2 weeks during the first 3 months of treatment, then once a month and as clinically indicated, with more frequent testing in patients who develop transaminase and bilirubin elevations. In case of severe ALT, AST, or bilirubin elevations, withhold, then reduce dose, or permanently discontinue ALECENSA. (2.3, 5.1)

- Interstitial Lung Disease (ILD)/Pneumonitis: Immediately withhold ALECENSA in patients diagnosed with ILD/pneumonitis and permanently discontinue if no other potential causes of ILD/pneumonitis have been identified. (2.3, 5.2)
- Renal Impairment: Withhold ALECENSA for severe renal impairment, then resume ALECENSA at reduced dose upon recovery or permanently discontinue (2.3, 5.3).
- Bradycardia: Monitor heart rate and blood pressure regularly. If symptomatic, withhold ALECENSA then reduce dose, or permanently discontinue. (2.3, 5.4)
- Severe Myalgia and Creatine Phosphokinase (CPK) Elevation: Assess CPK every 2 weeks during the first month of treatment and in patients reporting unexplained muscle pain, tenderness, or weakness. In case of severe CPK elevations, withhold, then resume or reduce dose. (2.3, 5.5)
- Embryo-Fetal Toxicity: ALECENSA can cause fetal harm. Advise females of reproductive potential of the potential risk to a fetus and to use effective contraception. (5.6, 8.1, 8.3)

### ADVERSE REACTIONS

The most common adverse reactions (incidence  $\geq 20\%$ ) were fatigue, constipation, edema, myalgia, and anemia. (6)

To report SUSPECTED ADVERSE REACTIONS, contact Genentech at 1-888-835-2555 or FDA at 1-800-FDA-1088 or [www.fda.gov/medwatch](http://www.fda.gov/medwatch).

### USE IN SPECIFIC POPULATIONS

Lactation: Do not breastfeed. (8.2)

See 17 for PATIENT COUNSELING INFORMATION and FDA-approved patient labeling.

Revised: 1/2021

## FULL PRESCRIBING INFORMATION: CONTENTS\*

### 1 INDICATIONS AND USAGE

### 2 DOSAGE AND ADMINISTRATION

- 2.1 Patient Selection
- 2.2 Dosing and Administration
- 2.3 Dose Modifications for Adverse Reactions

### 3 DOSAGE FORMS AND STRENGTHS

### 4 CONTRAINDICATIONS

### 5 WARNINGS AND PRECAUTIONS

- 5.1 Hepatotoxicity
- 5.2 Interstitial Lung Disease (ILD)/Pneumonitis
- 5.3 Renal Impairment
- 5.4 Bradycardia
- 5.5 Severe Myalgia and Creatine Phosphokinase (CPK) Elevation
- 5.6 Embryo-Fetal Toxicity

### 6 ADVERSE REACTIONS

- 6.1 Clinical Trials Experience

### 8 USE IN SPECIFIC POPULATIONS

- 8.1 Pregnancy

- 8.2 Lactation

- 8.3 Females and Males of Reproductive Potential

- 8.4 Pediatric Use

- 8.5 Geriatric Use

- 8.6 Renal Impairment

- 8.7 Hepatic Impairment

### 10 OVERDOSAGE

### 11 DESCRIPTION

### 12 CLINICAL PHARMACOLOGY

- 12.1 Mechanism of Action

- 12.2 Pharmacodynamics

- 12.3 Pharmacokinetics

### 13 NONCLINICAL TOXICOLOGY

- 13.1 Carcinogenesis, Mutagenesis, Impairment of Fertility

### 14 CLINICAL STUDIES

### 16 HOW SUPPLIED/STORAGE AND HANDLING

### 17 PATIENT COUNSELING INFORMATION

\*Sections or subsections omitted from the full prescribing information are not listed



## FULL PRESCRIBING INFORMATION

### 1 INDICATIONS AND USAGE

ALECENSA is indicated for the treatment of patients with anaplastic lymphoma kinase (ALK)-positive metastatic non-small cell lung cancer (NSCLC) as detected by an FDA-approved test.

### 2 DOSAGE AND ADMINISTRATION

#### 2.1 Patient Selection

Select patients for the treatment of metastatic NSCLC with ALECENSA based on the presence of ALK positivity in tumor tissue or plasma specimens [see *Indications and Usage (1) and Clinical Studies (14)*]. If ALK rearrangements are not detected in a plasma specimen, test tumor tissue if feasible.

Information on FDA-approved tests for the detection of ALK rearrangements in NSCLC is available at <http://www.fda.gov/CompanionDiagnostics>

#### 2.2 Dosing and Administration

The recommended dose of ALECENSA is 600 mg orally twice daily [see *Clinical Pharmacology (12.3)*]. Administer ALECENSA until disease progression or unacceptable toxicity.

The recommended dose of ALECENSA in patients with severe hepatic impairment (Child-Pugh C) is 450 mg orally twice daily [see *Use in Specific Populations (8.7) and Clinical Pharmacology (12.3)*].

ALECENSA should be taken with food. Do not open or dissolve the contents of the capsule. If a dose of ALECENSA is missed or vomiting occurs after taking a dose of ALECENSA, take the next dose at the scheduled time.

#### 2.3 Dose Modifications for Adverse Reactions

The dose reduction schedule for ALECENSA is provided in Table 1.

**Table 1: ALECENSA Dose Reduction Schedule**

Dose reduction schedule	Dose level
Starting dose	600 mg taken orally twice daily
First dose reduction	450 mg taken orally twice daily
Second dose reduction	300 mg taken orally twice daily

Discontinue if patients are unable to tolerate the 300 mg twice daily dose.

Recommendations for dose modifications of ALECENSA in case of adverse reactions are provided in Table 2.

**Table 2: ALECENSA Dose Modifications for Adverse Reactions**

Criteria <sup>a</sup>	ALECENSA Dose Modification
ALT or AST elevation of greater than 5 times upper limit of normal (ULN) <u>with</u> total bilirubin less than or equal to 2 times ULN	Temporarily withhold until recovery to baseline or to less than or equal to 3 times ULN, then resume at reduced dose as per Table 1.
ALT or AST elevation greater than 3 times ULN <u>with</u> total bilirubin elevation greater than 2 times ULN in the absence of cholestasis or hemolysis	Permanently discontinue ALECENSA.
Total bilirubin elevation of greater than 3 times ULN	Temporarily withhold until recovery to baseline or to less than or equal to 1.5 times ULN, then resume at reduced dose as per Table 1.
Any grade treatment-related interstitial lung disease (ILD)/pneumonitis	Permanently discontinue ALECENSA.
Grade 3 renal impairment	Temporarily withhold until serum creatinine recovers to less than or equal to 1.5 times ULN, then resume at reduced dose.
Grade 4 renal impairment	Permanently discontinue ALECENSA.
Symptomatic bradycardia	<p>Withhold ALECENSA until recovery to asymptomatic bradycardia or to a heart rate of 60 bpm or above.</p> <p>If contributing concomitant medication is identified and discontinued, or its dose is adjusted, resume ALECENSA at previous dose upon recovery to asymptomatic bradycardia or to a heart rate of 60 bpm or above.</p> <p>If no contributing concomitant medication is identified, or if contributing concomitant medications are not discontinued or dose modified, resume ALECENSA at reduced dose (see Table 1) upon recovery to asymptomatic bradycardia or to a heart rate of 60 bpm or above.</p>
Bradycardia <sup>b</sup> (life-threatening consequences, urgent intervention indicated)	<p>Permanently discontinue ALECENSA if no contributing concomitant medication is identified.</p> <p>If contributing concomitant medication is identified and discontinued, or its dose is adjusted, resume ALECENSA at reduced dose (see Table 1) upon recovery to asymptomatic bradycardia or to a heart rate of 60 bpm or above, with frequent monitoring as clinically indicated.</p> <p>Permanently discontinue ALECENSA in case of recurrence.</p>
CPK elevation greater than 5 times ULN	Temporarily withhold until recovery to baseline or to less than or equal to 2.5 times ULN, then resume at same dose.
CPK elevation greater than 10 times ULN or second occurrence of CPK elevation of greater than 5 times ULN	Temporarily withhold until recovery to baseline or to less than or equal to 2.5 times ULN, then resume at reduced dose as per Table 1.



<sup>a</sup> ALT = alanine transaminase; AST = aspartate transaminase; ULN = upper limit of normal; ILD = interstitial lung disease; CPK = blood creatine phosphokinase

<sup>b</sup> Heart rate less than 60 beats per minute (bpm)

### **3 DOSAGE FORMS AND STRENGTHS**

150 mg hard capsules, white, with “ALE” printed in black ink on the cap and “150 mg” printed in black ink on the body.

### **4 CONTRAINDICATIONS**

None.

### **5 WARNINGS AND PRECAUTIONS**

#### **5.1 Hepatotoxicity**

Elevations of AST greater than 5 times the upper limit of normal (ULN) occurred in 4.6% of patients, and elevations of ALT greater than 5 times the ULN occurred in 5.3% of the 405 patients in Studies NP28761, NP28673 and ALEX who received ALECENSA at a dose of 600 mg BID. Elevations of bilirubin greater than 3 times the ULN occurred in 3.7% of patients. The majority (69% of the patients with hepatic transaminase elevations and 68% of the patients with bilirubin elevations) of these events occurred during the first 3 months of treatment. Six patients discontinued ALECENSA for Grades 3–4 AST and/or ALT elevations, and 4 patients discontinued ALECENSA for Grade 3 bilirubin elevations. Concurrent elevations in ALT or AST greater than or equal to 3 times the ULN and total bilirubin greater than or equal to 2 times the ULN, with normal alkaline phosphatase, occurred in less than 1% of patients treated with ALECENSA across clinical trials. Three patients with Grades 3–4 AST/ALT elevations had drug-induced liver injury (documented by liver biopsy in two cases).

Monitor liver function tests including ALT, AST, and total bilirubin every 2 weeks during the first 3 months of treatment, then once a month and as clinically indicated, with more frequent testing in patients who develop transaminase and bilirubin elevations. Based on the severity of the adverse drug reaction, withhold ALECENSA and resume at a reduced dose or permanently discontinue ALECENSA as described in Table 2 [*see Dosage and Administration (2.3)*].

#### **5.2 Interstitial Lung Disease (ILD)/Pneumonitis**

ILD/pneumonitis occurred in three (0.7%) patients treated with ALECENSA in Studies NP28761, NP28673 and ALEX. One (0.2%) of these events was severe (Grade 3).

Promptly investigate for ILD/pneumonitis in any patient who presents with worsening of respiratory symptoms indicative of ILD/pneumonitis (e.g., dyspnea, cough, and fever). Immediately withhold ALECENSA treatment in patients diagnosed with ILD/pneumonitis and permanently discontinue ALECENSA if no other potential causes of ILD/pneumonitis have been identified [*see Dosage and Administration (2.3) and Adverse Reactions (6)*].

#### **5.3 Renal Impairment**

Renal impairment occurred in 8% of patients in Studies NP28761, NP28673, and ALEX. The incidence of Grade  $\geq 3$  renal impairment was 1.7%, of which 0.5% were fatal events. Dose modifications for renal impairment were required in 3.2% of patients. Median time to Grade  $\geq 3$  renal impairment was 3.7 months (range 0.5 to 14.7 months).

Permanently discontinue ALECENSA for Grade 4 renal toxicity. Withhold ALECENSA for Grade 3 renal toxicity until recovery to less than or equal to 1.5 times ULN, then resume at reduced dose [*see Dosage and Administration (2.3)*].

## 5.4 Bradycardia

Symptomatic bradycardia can occur with ALECENSA. Cases of bradycardia (8.6%) have been reported in patients treated with ALECENSA in Studies NP28761, NP28673 and ALEX. Eighteen percent of 365 patients treated with ALECENSA for whom serial ECGs were available had heart rates of less than 50 beats per minute (bpm).

Monitor heart rate and blood pressure regularly. Dose modification is not required in cases of asymptomatic bradycardia. In cases of symptomatic bradycardia that is not life-threatening, withhold ALECENSA until recovery to asymptomatic bradycardia or to a heart rate of 60 bpm or above and evaluate concomitant medications known to cause bradycardia, as well as anti-hypertensive medications. If attributable to a concomitant medication, resume ALECENSA at a reduced dose (see Table 1) upon recovery to asymptomatic bradycardia or to a heart rate of 60 bpm or above, with frequent monitoring as clinically indicated. Permanently discontinue ALECENSA in case of recurrence. Permanently discontinue ALECENSA in cases of life-threatening bradycardia if no contributing concomitant medication is identified [*see Dosage and Administration (2.3)*].

## 5.5 Severe Myalgia and Creatine Phosphokinase (CPK) Elevation

Myalgia or musculoskeletal pain occurred in 26% of patients in Studies NP28761, NP28673 and ALEX. The incidence of Grade 3 myalgia/musculoskeletal pain was 0.7%. Dose modifications for myalgia/musculoskeletal pain were required in 0.5% of patients.

Elevations of CPK occurred in 41% of 347 patients with CPK laboratory data available in Studies NP28761, NP28673 and ALEX. The incidence of Grade 3 elevations of CPK was 4.0%. Median time to Grade 3 CPK elevation was 14 days (interquartile range 13-28 days). Dose modifications for elevation of CPK occurred in 3.2% of patients.

Advise patients to report any unexplained muscle pain, tenderness, or weakness. Assess CPK levels every 2 weeks for the first month of treatment and as clinically indicated in patients reporting symptoms. Based on the severity of the CPK elevation, withhold ALECENSA, then resume or reduce dose [*see Dosage and Administration (2.3)*].

## 5.6 Embryo-Fetal Toxicity

Based on findings from animal studies and its mechanism of action, ALECENSA can cause fetal harm when administered to pregnant women. Administration of alectinib to pregnant rats and rabbits during the period of organogenesis resulted in embryo-fetal toxicity and abortion at maternally toxic doses with exposures approximately 2.7 times those observed in humans with alectinib 600 mg twice daily. Advise pregnant women of the potential risk to a fetus.

Advise females of reproductive potential to use effective contraception during treatment with ALECENSA and for 1 week following the final dose [*see Use in Specific Populations (8.1 and 8.3) and Clinical Pharmacology (12.1)*].

## 6 ADVERSE REACTIONS

The following adverse reactions are discussed in greater detail in other sections of the label:

- Hepatotoxicity [*see Warnings and Precautions (5.1)*]
- Interstitial Lung Disease (ILD)/Pneumonitis [*see Warnings and Precautions (5.2)*]
- Renal Impairment [*see Warnings and Precautions (5.3)*]
- Bradycardia [*see Warnings and Precautions (5.4)*]
- Severe Myalgia and Creatine Phosphokinase (CPK) Elevation [*see Warnings and Precautions (5.5)*]
- Embryo-Fetal Toxicity [*see Warnings and Precautions (5.6)*]



## 6.1 Clinical Trials Experience

Because clinical trials are conducted under widely varying conditions, adverse reaction rates observed in the clinical trials of a drug cannot be directly compared to rates in the clinical trials of another drug and may not reflect the rates observed in practice.

### *Previously Untreated ALK-Positive Metastatic NSCLC*

The safety of ALECENSA was evaluated in 152 patients with ALK-positive NSCLC in the ALEX study. The median duration of exposure to ALECENSA was 17.9 months. Patient characteristics of the ALEX study population (n=303) were: median age 56 years, age less than 65 (77%), female (56%), Caucasian (50%), Asian (46%), adenocarcinoma histology (92%), never smoker (63%), and ECOG PS 0 or 1 (93%).

Serious adverse reactions occurred in 28% of patients treated with ALECENSA; serious adverse reactions reported in 2% or more of patients treated with ALECENSA were pneumonia (4.6%), and renal impairment (3.9%). Grade  $\geq 3$  adverse events were reported for 41% of patients in the ALECENSA arm. Fatal adverse reactions occurred in 3.3% of patients treated with ALECENSA; these were renal impairment (2 patients), sudden death, cardiac arrest, and pneumonia (1 patient each). Permanent discontinuation of ALECENSA for adverse reactions occurred in 11% of patients. Adverse drug reactions that led to discontinuation of ALECENSA in 1% or more of patients were renal impairment (2.0%), hyperbilirubinemia (1.3%), increased ALT (1.3%), and increased AST (1.3%). Dose reductions and drug interruption due to adverse reactions occurred in 16% and 19% of patients, respectively, in the ALECENSA arm. The most frequent adverse reactions that led to dose modifications in the ALECENSA arm were hyperbilirubinemia (6%), increased AST (5%), increased ALT (4.6%), and pneumonia (3.3%).

Tables 3 and 4 summarize the common adverse reactions and laboratory abnormalities observed in ALEX.

**Table 3: Adverse Drug Reactions (>10% for all NCI CTCAE Grades or ≥2% for Grades 3-4) in Patients Treated with ALECENSA in ALEX**

Adverse Reaction	Alecensa N=152		Crizotinib N=151	
	All Grades (%)	Grades 3-4 (%)	All Grades (%)	Grades 3-4 (%)
<b>Gastrointestinal</b>				
Constipation	34	0	33	0
Nausea	14	0.7	48	3.3
Diarrhea	12	0	45	2.0
Vomiting	7	0	38	3.3
<b>General</b>				
Fatigue <sup>a</sup>	26	1.3	23	0.7
Edema <sup>b</sup>	22	0.7	34	0.7
<b>Musculoskeletal</b>				
Myalgia <sup>c</sup>	23	0	4.0	0
<b>Skin</b>				
Rash <sup>d</sup>	15	0.7	13	0
<b>Nervous system</b>				
Dysgeusia <sup>e</sup>	3.3	0.7	19	0
<b>Eye</b>				
Vision disorders <sup>f</sup>	4.6	0	23	0
<b>Cardiac</b>				
Bradycardia <sup>g</sup>	11	0	15	0
<b>Renal</b>				
Renal impairment <sup>h</sup>	12	3.9*	0	0

NCI CTCAE= National Cancer Institute Common Terminology Criteria for Adverse Events; MedDRA= Medical Dictionary for Regulatory Activities; SOC= System Organ Class.

<sup>a</sup> Includes fatigue and asthenia.

<sup>b</sup> Includes peripheral edema, edema, eyelid edema, localized edema, and face edema.

<sup>c</sup> Includes myalgia and musculoskeletal pain.

<sup>d</sup> Includes rash, rash maculo-papular, dermatitis acneiform, erythema, generalized rash, rash macular, rash papular, exfoliative rash, and pruritic rash.

<sup>e</sup> Includes dysgeusia and hypogeusia.

<sup>f</sup> Includes blurred vision, visual impairment, vitreous floaters, reduced visual acuity, and diplopia.

<sup>g</sup> Includes reported cases of bradycardia and sinus bradycardia but is not based on serial ECG assessment.

<sup>h</sup> Includes increased blood creatinine, creatinine renal clearance decreased, glomerular filtration rate decreased, and acute kidney injury.

\* Includes two Grade 5 events.

The following additional clinically significant adverse drug reactions were observed in patients treated with ALECENSA: weight gain (9.9%), photosensitivity reaction (5.3%), stomatitis (3.3%), interstitial lung disease (1.3%), and drug-induced liver injury (1.3%).



**Table 4: Treatment-Emergent Worsening in Laboratory Values Occurring in >10% of Patients in ALEX**

Parameter	ALECENSA N= 152		Crizotinib N=151	
	All Grades (%)	Grades 3–4 (%)	All Grades (%)	Grades 3–4 (%)
<b>Chemistry</b>				
Hyperbilirubinemia <sup>a</sup>	54	5	4.7	0
Increased AST <sup>b</sup>	50	6	56	11
Increased alkaline phosphatase <sup>c</sup>	50	0	44	0
Increased ALT <sup>c</sup>	40	6	62	16
Increased creatinine <sup>c,d</sup>	38	4.1	23	0.7
Increased CPK <sup>e</sup>	37	2.8	52	1.4
Hypocalcemia <sup>a</sup>	29	0	61	1.4
Hyperglycemia <sup>f</sup>	22	2.2	19	2.3
Hyponatremia <sup>g</sup>	18	6	20	4.1
Hypokalemia <sup>c</sup>	17	2	12	0.7
Hypoalbuminemia <sup>h</sup>	14	0	57	3.4
Hyperkalemia <sup>c</sup>	12	1.4	16	1.4
Hypophosphatemia <sup>i</sup>	9	1.4	25	2.7
Increased gamma glutamyl transferase <sup>j</sup>	7	0.7	39	4.1
<b>Hematology</b>				
Anemia <sup>c</sup>	62	7	36	0.7
Lymphopenia <sup>a</sup>	14	1.4	34	4.1
Neutropenia <sup>c</sup>	14	0	36	7

Note: Based on National Cancer Institute Common Terminology Criteria for Adverse Events v4.03.

Excludes patients with no post-baseline lab assessments.

<sup>a</sup> n=147 for alectinib (with baseline values missing for 1 of these patients), n=148 for crizotinib.

<sup>b</sup> n=147 for alectinib (with baseline values missing for 2 of these patients), n=148 for crizotinib.

<sup>c</sup> n=147 for alectinib, n=148 for crizotinib.

<sup>d</sup> Only patients with creatinine increases based on ULN definition.

<sup>e</sup> n=143 for alectinib (with baseline values missing for 14 of these patients), n=143 for crizotinib (with baseline values missing for 13 of these patients).

<sup>f</sup> n=134 for alectinib (with baseline values missing for 18 of these patients), n=131 for crizotinib (with baseline values missing for 8 of these patients).

<sup>g</sup> n=147 for alectinib, n=148 for crizotinib (with baseline values missing for 1 of these patients).

<sup>h</sup> n=146 for alectinib (with baseline values missing for 1 of these patients), n=148 for crizotinib (with baseline values missing for 1 of these patients).

<sup>i</sup> n=145 for alectinib (with baseline values missing for 2 of these patients), n=148 for crizotinib (with baseline values missing for 4 of these patients).

<sup>j</sup> n=143 for alectinib (with baseline values missing for 4 of these patients), n=148 (with baseline values missing for 5 of these patients).

### *ALK-Positive Metastatic NSCLC Previously Treated with Crizotinib*

The safety of ALECENSA was evaluated in 253 patients with ALK-positive non-small cell lung cancer (NSCLC) treated with ALECENSA in two clinical trials, Studies NP28761 and NP28673. The median duration of exposure to ALECENSA was 9.3 months. One hundred sixty-nine patients (67%) were exposed to ALECENSA for more than 6 months, and 100 patients (40%) for more than one year. The population characteristics were: median age 53 years, age less than 65 (86%), female (55%), White (74%), Asian (18%), NSCLC adenocarcinoma histology (96%), never or former smoker (98%), ECOG Performance Status (PS) 0 or 1 (91%), and prior chemotherapy treatment (78%).

Serious adverse reactions occurred in 19% of patients; the most frequently reported serious adverse reactions were pulmonary embolism (1.2%), dyspnea (1.2%), and hyperbilirubinemia (1.2%). Fatal adverse reactions occurred in 2.8% of patients and included hemorrhage (0.8%), intestinal perforation (0.4%), dyspnea (0.4%), pulmonary embolism (0.4%), and endocarditis (0.4%). Permanent discontinuation of ALECENSA for adverse reactions occurred in 6% of patients. The most frequent adverse reactions that led to permanent discontinuation were hyperbilirubinemia (1.6%), increased ALT levels (1.6%), and increased AST levels (1.2%). Overall, 23% of patients initiating treatment at the recommended dose required at least one dose reduction. The median time to first dose reduction was 48 days. The most frequent adverse reactions that led to dose reductions or interruptions were elevations in bilirubin (6%), CPK (4.3%), ALT (4.0%), and AST (2.8%), and vomiting (2.8%).

Tables 5 and 6 summarize the common adverse reactions and laboratory abnormalities observed in Studies NP28761 and NP28673.

**Table 5: Adverse Reactions in  $\geq 10\%$  (All Grades) or  $\geq 2\%$  (Grade 3–4) of Patients in Studies NP28761 and NP28673**

Adverse Reactions	ALECENSA N=253	
	All Grades (%)	Grades 3–4 (%)*
Fatigue <sup>a</sup>	41	1.2
Constipation	34	0
Edema <sup>b</sup>	30	0.8
Myalgia <sup>c</sup>	29	1.2
Cough	19	0
Rash <sup>d</sup>	18	0.4
Nausea	18	0
Headache	17	0.8
Diarrhea	16	1.2
Dyspnea	16	3.6 <sup>e</sup>
Back pain	12	0
Vomiting	12	0.4
Increased weight	11	0.4
Vision disorder <sup>f</sup>	10	0

\* Per Common Terminology Criteria for Adverse Events (CTCAE) version 4.0

<sup>a</sup> Includes fatigue and asthenia.

<sup>b</sup> Includes peripheral edema, edema, generalized edema, eyelid edema, and periorbital edema.

<sup>c</sup> Includes myalgia and musculoskeletal pain.

<sup>d</sup> Includes rash, maculopapular rash, acneiform dermatitis, erythema, generalized rash, papular rash, pruritic rash, and macular rash.

<sup>e</sup> Includes one Grade 5 event.

<sup>f</sup> Includes blurred vision, vitreous floaters, visual impairment, reduced visual acuity, asthenopia, and diplopia.

An additional clinically significant adverse drug reaction was photosensitivity, which occurred in 9.9% of patients exposed to ALECENSA in Studies NP28761 and NP28673. Patients were advised to avoid sun exposure and to use broad-spectrum sunscreen. The incidence of Grade 2 photosensitivity was 0.4%; the remaining events were Grade 1 in severity.



**Table 6: Treatment-Emergent Worsening in Laboratory Values Occurring in > 20% of Patients in Studies NP28761 and NP28673**

Parameter	ALECENSA N=250	
	All Grades (%)	Grades 3-4 (%)*
<b>Chemistry</b>		
Increased AST	51	3.6
Increased Alkaline Phosphatase	47	1.2
Increased CPK <sup>a</sup>	43	4.6
Hyperbilirubinemia	39	2.4
Hyperglycemia <sup>b</sup>	36	2.0
Increased ALT	34	4.8
Hypocalcemia	32	0.4
Hypokalemia	29	4.0
Increased Creatinine <sup>c</sup>	28	0
Hypophosphatemia	21	2.8
Hyponatremia	20	2.0
<b>Hematology</b>		
Anemia	56	2.0
Lymphopenia <sup>d</sup>	22	4.6

\* Per CTCAE version 4.0

<sup>a</sup> n=218 for CPK (with baseline values missing for 91 of these patients).

<sup>b</sup> n=152 for fasting blood glucose (with baseline values missing for 5 of these patients).

<sup>c</sup> Only patients with creatinine increases based on ULN definition.

<sup>d</sup> n=217 for lymphocytes (with baseline values missing for 5 of these patients).

## 8 USE IN SPECIFIC POPULATIONS

### 8.1 Pregnancy

#### Risk Summary

Based on animal studies and its mechanism of action, ALECENSA can cause fetal harm when administered to a pregnant woman [see *Clinical Pharmacology (12.1)*]. There are no available data on ALECENSA use in pregnant women.

Administration of alectinib to pregnant rats and rabbits by oral gavage during the period of organogenesis resulted in embryo-fetal toxicity and abortion at maternally toxic doses with exposures approximately 2.7 times those observed in humans treated with alectinib at 600 mg twice daily (*see Data*). Advise pregnant women of the potential risk to a fetus.

In the U.S. general population, the estimated background risk of major birth defects and miscarriage in clinically recognized pregnancies is 2% to 4% and 15% to 20%, respectively.

## Data

### *Animal Data*

In a preliminary rabbit embryo-fetal study, administration of alectinib by oral gavage during the period of organogenesis resulted in abortion or complete embryo-fetal mortality at a maternally toxic dose of 27 mg/kg/day (approximately 2.9-fold the estimated area under the curve (AUC<sub>0-24h,ss</sub>) in humans treated with alectinib 600 mg BID) in three of six pregnant rabbits. The remaining three pregnant rabbits in this group had few live fetuses, decreased fetal and placental weights, and retroesophageal subclavian artery. In a rat preliminary embryo-fetal development study, administration of alectinib during organogenesis resulted in complete litter loss in all pregnant rats at 27 mg/kg/day (approximately 4.5-fold the estimated AUC<sub>0-24h,ss</sub> in humans treated with alectinib 600 mg BID). Doses greater than or equal to 9 mg/kg/day (approximately 2.7-fold the estimated human AUC<sub>0-24h,ss</sub> in humans treated with alectinib 600 mg BID), resulted in maternal toxicity as well as developmental toxicities including decreased fetal weight, dilated ureter, thymic cord, small ventricle and thin ventricle wall, and reduced number of sacral and caudal vertebrae.

## **8.2 Lactation**

### Risk Summary

There are no data on the presence of alectinib or its metabolites in human milk, the effects of alectinib on the breastfed infant, or its effects on milk production. Because of the potential for serious adverse reactions in breastfed infants from alectinib, advise a lactating woman not to breastfeed during treatment with ALECENSA and for 1 week after the final dose.

## **8.3 Females and Males of Reproductive Potential**

### Contraception

#### *Females*

ALECENSA can cause fetal harm when administered to a pregnant woman. Advise females of reproductive potential to use effective contraception during treatment with ALECENSA and for 1 week after the final dose [see *Use in Specific Populations (8.1)*].

#### *Males*

Based on genotoxicity findings, advise males with female partners of reproductive potential to use effective contraception during treatment with ALECENSA and for 3 months following the final dose [see *Nonclinical Toxicology (13.1)*].

## **8.4 Pediatric Use**

The safety and effectiveness of ALECENSA in pediatric patients have not been established.

### *Animal Data*

Juvenile animal studies have not been conducted using alectinib. In general toxicology studies, treatment of rats with doses of alectinib resulting in exposures greater than or equal to approximately 4.5 times those in humans treated with alectinib at 600 mg twice daily resulted in changes in the growing teeth and bones. Findings in teeth included discoloration and changes in tooth size along with histopathological disarrangement of the ameloblast and odontoblast layers. There were also decreases in the trabecular bone and increased osteoclast activity in the femur and sternum.

## **8.5 Geriatric Use**

Clinical studies of ALECENSA did not include sufficient number of subjects aged 65 and older to determine whether they respond differently from younger subjects.



## 8.6 Renal Impairment

No dose adjustment is recommended for patients with mild or moderate renal impairment. The safety of ALECENSA in patients with severe renal impairment (creatinine clearance less than 30 mL/min) or end-stage renal disease has not been studied [see *Clinical Pharmacology (12.3)*].

## 8.7 Hepatic Impairment

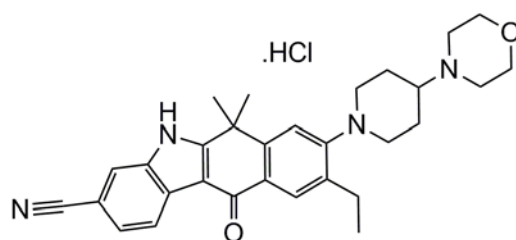
No dose adjustment is recommended for patients with mild (Child-Pugh A) or moderate (Child-Pugh B) hepatic impairment. Increased exposure of alectinib occurred in patients with severe hepatic impairment (Child-Pugh C). The recommended dose of ALECENSA in patients with severe hepatic impairment (Child-Pugh C) is 450 mg orally twice daily [see *Dosage and Administration (2.2)* and *Clinical Pharmacology (12.3)*].

## 10 OVERDOSAGE

No experience with overdose is available. There is no specific antidote for overdose with ALECENSA. Alectinib and its major active metabolite M4 are > 99% bound to plasma proteins; therefore, hemodialysis is likely to be ineffective in the treatment of overdose.

## 11 DESCRIPTION

ALECENSA (alectinib) is a kinase inhibitor for oral administration. The molecular formula for alectinib is  $C_{30}H_{34}N_4O_2 \cdot HCl$ . The molecular weight is 482.62 g/mol (free base form) and 519.08 g/mol (hydrochloride salt). Alectinib is described chemically as 9-ethyl-6, 6-dimethyl-8-[4-(morpholin-4-yl)piperidin-1-yl]-11-oxo-6, 11-dihydro-5H-benzo[*b*]carbazole-3-carbonitrile hydrochloride. The chemical structure of alectinib is shown below:



Alectinib HCl is a white to yellow white powder or powder with lumps with a pKa of 7.05 (base).

ALECENSA is supplied as hard capsules containing 150 mg of alectinib (equivalent to 161.33 mg alectinib HCl) and the following inactive ingredients: lactose monohydrate, hydroxypropylcellulose, sodium lauryl sulfate, magnesium stearate, and carboxymethylcellulose calcium. The capsule shell contains hypromellose, carrageenan, potassium chloride, titanium dioxide, corn starch, and carnauba wax. The printing ink contains red iron oxide (E172), yellow iron oxide (E172), FD&C Blue No. 2 aluminum lake (E132), carnauba wax, white shellac, and glyceryl monooleate.

## 12 CLINICAL PHARMACOLOGY

### 12.1 Mechanism of Action

Alectinib is a tyrosine kinase inhibitor that targets ALK and RET. In nonclinical studies, alectinib inhibited ALK phosphorylation and ALK-mediated activation of the downstream signaling proteins STAT3 and AKT, and decreased tumor cell viability in multiple cell lines harboring ALK fusions, amplifications, or activating mutations. The major active metabolite of alectinib, M4, showed similar in vitro potency and activity.

Alectinib and M4 demonstrated in vitro and in vivo activity against multiple mutant forms of the ALK enzyme, including some mutations identified in NSCLC tumors in patients who have progressed on crizotinib.

In mouse models implanted with tumors carrying ALK fusions, administration of alectinib resulted in antitumor activity and prolonged survival, including in mouse models implanted intracranially with ALK-driven tumor cell lines.

## 12.2 Pharmacodynamics

### Cardiac Electrophysiology

The ability of alectinib to prolong the QT interval was assessed in 221 patients administered ALECENSA 600 mg twice daily in clinical studies. ALECENSA did not prolong the QTc (QT corrected for heart rate) interval to any clinically relevant extent. One patient had a maximum post-baseline QTcF value of greater than 500 msec, and one patient had a maximum QTcF change from baseline of greater than 60 msec.

## 12.3 Pharmacokinetics

The pharmacokinetics of alectinib and its major active metabolite M4 have been characterized in patients with ALK-positive NSCLC and healthy subjects.

In patients with ALK-positive NSCLC, the geometric mean (coefficient of variation %) steady-state maximal concentration ( $C_{max,ss}$ ) for alectinib was 665 ng/mL (44%) and for M4 was 246 ng/mL (45%) with peak to trough concentration ratio of 1.2. The geometric mean steady-state area under the curve from 0 to 12 hours ( $AUC_{0-12h,ss}$ ) for alectinib was 7,430 ng\*h/mL (46%) and for M4 was 2,810 ng\*h/mL (46%). Alectinib exposure is dose proportional across the dose range of 460 mg to 900 mg (i.e., 0.75 to 1.5 times the approved recommended dosage) under fed conditions. Alectinib and M4 reached steady-state concentrations by day 7. The geometric mean accumulation was approximately 6-fold for both alectinib and M4.

### Absorption

Alectinib reached maximal concentrations at 4 hours following administration of ALECENSA 600 mg twice daily under fed conditions in patients with ALK-positive NSCLC.

The absolute bioavailability of alectinib was 37% (90% CI: 34%, 40%) under fed conditions.

A high-fat, high-calorie meal increased the combined exposure ( $AUC_{0-inf}$ ) of alectinib plus M4 by 3.1-fold (90% CI: 2.7, 3.6) following oral administration of a single 600 mg dose of ALECENSA.

### Distribution

The apparent volume of distribution is 4,016 L for alectinib and 10,093 L for M4.

Alectinib and M4 are bound to human plasma proteins greater than 99%, independent of drug concentration.

Alectinib concentrations in the cerebrospinal fluid in patients with ALK-positive NSCLC approximate estimated alectinib free concentrations in the plasma.

In vitro studies suggest that alectinib is not a substrate of P-glycoprotein (P-gp), but M4 is a substrate of P-gp. Alectinib and M4 are not substrates of breast cancer resistance protein (BCRP), organic anion-transporting polypeptide (OATP) 1B1, or OATP1B3.

### Elimination

The apparent clearance (CL/F) is 81.9 L/hour for alectinib and 217 L/hour for M4. The geometric mean elimination half-life is 33 hours for alectinib and 31 hours for M4 in patients with ALK-positive NSCLC.

### *Metabolism*

Alectinib is metabolized by CYP3A4 to its major active metabolite M4. The geometric mean metabolite/parent exposure ratio at steady-state is 0.40. M4 is subsequently metabolized by CYP3A4. Alectinib and M4 were the main circulating moieties in plasma, constituting 76% of the total radioactivity.

## Excretion

Ninety-eight percent of the radioactivity was excreted in feces following oral administration of a single radiolabeled dose of alectinib under fed conditions. Eighty-four percent of the dose was excreted in the feces as unchanged alectinib, and 6% of the dose was excreted as M4. Excretion of radioactivity in urine was less than 0.5% of administered radiolabeled dose of alectinib.

## Specific Populations

Age (21 to 83 years), body weight (38 to 128 kg), mild hepatic impairment (total bilirubin  $\leq$  ULN and AST  $>$  ULN or total bilirubin 1 to  $\leq 1.5 \times$  ULN and AST any value), mild to moderate renal impairment (creatinine clearance 30 to 89 mL/min), race (White, Asian, and Other), and sex had no clinically meaningful effect on the systemic exposure of alectinib and M4. The pharmacokinetics of alectinib have not been studied in patients with severe renal impairment (creatinine clearance  $<$  30 mL/min), or end-stage renal disease .

*Hepatic Impairment:* Following administration of a single oral dose of 300 mg ALECENSA, the geometric mean ratio [90% confidence interval] for the combined AUC<sub>inf</sub> of alectinib and M4 in subjects with moderate hepatic impairment (Child-Pugh B) was 1.36 [0.947, 1.96] and in subjects with severe hepatic impairment (Child-Pugh C) was 1.76 [0.984, 3.15] as compared to that in subjects with normal hepatic function. The combined C<sub>max</sub> of alectinib and M4 was comparable among the three groups. No dose adjustment is recommended for patients with mild or moderate hepatic impairment. The recommended dose of ALECENSA in patients with severe hepatic impairment is 450 mg orally twice daily [*see Dosage and Administration (2.2) and Use in Specific Populations (8.7)*].

## Drug Interactions

### *Effect of Other Drugs on Alectinib*

No clinically meaningful effect on the combined exposure of alectinib plus M4 was observed in clinical studies following co-administration of ALECENSA with a strong CYP3A inhibitor (posaconazole), a strong CYP3A inducer (rifampin), or an acid-reducing agent (esomeprazole).

### *Effect of Alectinib on Other Drugs*

No clinically meaningful effect on the exposure of midazolam (sensitive CYP3A substrate) or repaglinide (sensitive CYP2C8 substrate) is expected following co-administration with ALECENSA.

In vitro studies suggest that alectinib and M4 do not inhibit CYP1A2, 2B6, 2C9, 2C19 or 2D6.

In vitro studies suggest that alectinib and M4 inhibit P-gp and BCRP. Alectinib did not inhibit OATP1B1, OATP1B3, OAT1, OAT3, or OCT2 transport activity in vitro.

## 13 NONCLINICAL TOXICOLOGY

### 13.1 Carcinogenesis, Mutagenesis, Impairment of Fertility

Carcinogenicity studies with alectinib have not been conducted.

Alectinib was not mutagenic in vitro in the bacterial reverse mutation (Ames) assay, but was positive with an increased number of micronuclei in a rat bone marrow micronucleus test. The mechanism of micronucleus induction was abnormal chromosome segregation (aneugenicity) and not a clastogenic effect on chromosomes.

No studies in animals have been performed to evaluate the effect of alectinib on fertility. No adverse effects on male and female reproductive organs were observed in general toxicology studies conducted in rats and monkeys.

## 14 CLINICAL STUDIES

### *Previously Untreated ALK-Positive Metastatic NSCLC*

The efficacy of ALECENSA for the treatment of patients with ALK-positive NSCLC who had not received prior systemic therapy for metastatic disease was established in an open-label, randomized, active-controlled,



multicenter study (ALEX: NCT02075840). Patients were required to have an ECOG performance status of 0-2 and ALK-positive NSCLC as identified by the VENTANA ALK (D5F3) CDx assay. Neurologically stable patients with treated or untreated central nervous system (CNS) metastases, including leptomeningeal metastases, were eligible; patients with neurologic signs and symptoms due to CNS metastases were required to have completed whole brain radiation or gamma knife irradiation at least 14 days prior to enrollment and be clinically stable. Patients with a baseline QTc > 470 ms were ineligible.

Patients were randomized 1:1 to receive ALECENSA 600 mg orally twice daily or crizotinib 250 mg orally twice daily. Randomization was stratified by ECOG performance status (0/1 vs. 2), race (Asian vs. non-Asian), and the presence or absence of CNS metastases at baseline. Treatment on both arms was continued until disease progression or unacceptable toxicity. The major efficacy outcome measure was progression-free survival (PFS) as determined by investigator assessment according to RECIST v1.1. Additional efficacy outcome measures were PFS as determined by independent review committee (IRC), time to CNS progression by IRC based on RECIST v1.1, objective response rate (ORR) and duration of response (DOR), and overall survival (OS). Additional exploratory outcome measures were CNS objective response rate (CNS-ORR) and CNS duration of response (CNS-DOR) by IRC in patients with CNS metastases at baseline.

A total of 303 patients were randomized to ALECENSA (n=152) or crizotinib (n=151). The demographic characteristics of the study population were 56% female, median age 56 years (range: 18 to 91 years), 50% White, 46% Asian, 1% Black, and 3% other races. The majority of patients had adenocarcinoma (92%) and never smoked (63%). CNS metastases were present in 40% (n=122) of patients: of these, 43 patients had measurable CNS lesions as determined by an IRC. The ALEX study demonstrated a significant improvement in PFS. The time to cause-specific CNS progression as assessed by IRC was also significantly improved; there was a lower incidence of progression in the CNS as the first site of disease progression, alone or with concurrent systemic progression, in the ALECENSA arm (12%) as compared to the crizotinib arm (45%). Efficacy results from ALEX are summarized in Table 7 and Figure 1.

**Table 7: Efficacy Results in ALEX per IRC Assessment**

	<b>ALECENSA N=152</b>	<b>Crizotinib N=151</b>
<b>Progression-Free Survival</b>		
Number of events (%)	63 (41%)	92 (61%)
Progressive disease (%)	51 (34%)	82 (54%)
Death (%)	12 (8%)	10 (7%)
Median in months (95% CI)	25.7 (19.9, NE)	10.4 (7.7, 14.6)
Hazard ratio (95% CI) <sup>a</sup>	0.53 (0.38, 0.73)	
P-value <sup>b</sup>	< 0.0001	
<b>Overall Response Rate</b>		
Overall response rate, % (95% CI) <sup>c</sup>	79% (72, 85)	72% (64, 79)
P-value <sup>d</sup>	0.1652	
Complete response, %	13%	6%
Partial response, %	66%	66%
<b>Duration of Response</b>		

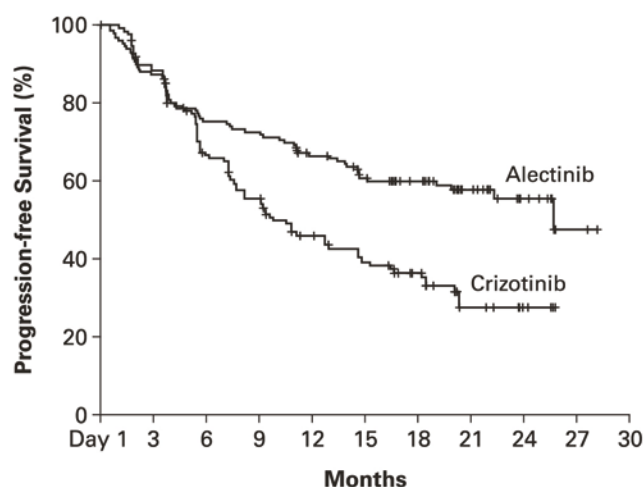
Number of responders	n=120	n=109
Response duration $\geq 6$ months	82%	57%
Response duration $\geq 12$ months	64%	36%
Response duration $\geq 18$ months	37%	14%

CNS: central nervous system, ORR: overall response rate, IRC: independent review committee, CI: confidence interval, NE: not estimable.

<sup>a, b, d</sup> Stratified by race (Asian vs. non-Asian) and CNS metastases at baseline (yes vs. no) for Cox model, log-rank test and Cochran Mantel-Haenszel test, respectively

<sup>c</sup> Clopper and Pearson exact binomial 95% confidence interval.

**Figure 1: Kaplan Meier Plot of Progression-Free Survival (IRC) in ALEX**



**No. at Risk**

Crizotinib	151	128	92	74	57	46	33	12	4	
Alectinib	152	132	112	108	95	83	69	35	15	2

Results for PFS as determined by investigator assessment (HR=0.48 [95% CI: 0.35-0.66], stratified log-rank  $p < 0.0001$ ) were similar to that observed by IRC. At the data cutoff point overall survival data was not mature.

The results of prespecified exploratory analyses of CNS response rate in patients with measurable CNS lesions at baseline are summarized in Table 8.

**Table 8: IRC-Assessed CNS Responses in Patients with Measurable CNS Lesions at Baseline in ALEX**

	<b>ALECENSA</b>	<b>Crizotinib</b>
<b>CNS Tumor Response Assessment</b>	N = 21	N = 22
CNS Objective Response Rate, % (95% CI <sup>a</sup> )	81% (58, 95)	50% (28,72)
Complete Response	38%	5%
Duration of CNS Response		
Number of responders	17	11
CNS response duration $\geq 12$ months	59%	36%

IRC: Independent Review Committee; CI: Confidence Interval; NE: Not Estimable

<sup>a</sup> Clopper and Pearson exact binomial 95% confidence interval

### *ALK-Positive Metastatic NSCLC Previously Treated with Crizotinib*

The safety and efficacy of ALECENSA were established in two single-arm, multicenter clinical trials: NP28761 (NCT01588028) and NP28673 (NCT01801111). Patients with locally advanced or metastatic ALK-positive NSCLC, who have progressed on crizotinib, with documented ALK-positive NSCLC based on an FDA-approved test, and ECOG PS of 0-2 were enrolled in both studies. Eligibility criteria permitted enrollment of patients with prior chemotherapy and prior CNS radiotherapy provided that CNS metastases were stable for at least two weeks. All patients received ALECENSA 600 mg orally twice daily. The major efficacy outcome measure in both studies was objective response rate (ORR) according to Response Evaluation Criteria in Solid Tumours (RECIST v1.1) as evaluated per Independent Review Committee (IRC). Additional outcome measures as evaluated by the IRC included duration of response (DOR), CNS ORR, and CNS DOR.

NP28761 was conducted in North America and enrolled 87 patients. Baseline demographic and disease characteristics in NP28761 were median age 54 years old (range 29 to 79, 18% 65 and over), 84% White and 8% Asian, 55% female, 35% ECOG PS 0 and 55% ECOG PS 1, 100% never or former smokers, 99% Stage IV, 94% adenocarcinoma, and 74% prior chemotherapy. The most common sites of extra-thoracic metastasis included 60% CNS (of whom 65% had received CNS radiation), 43% lymph nodes, 36% bone, and 34% liver.

NP28673 was conducted internationally and enrolled 138 patients. Baseline demographic and disease characteristics in NP28673 were median age 52 years old (range 22 to 79, 10% 65 and over), 67% White and 26% Asian, 56% female, 32% ECOG PS 0 and 59% ECOG PS 1, 98% never or former smokers, 99% Stage IV, 96% adenocarcinoma, and 80% prior chemotherapy. The most common sites of extra-thoracic metastasis included 61% CNS (of whom 73% had received CNS radiation), 51% bone, 38% lymph nodes, and 30% liver.

Efficacy results from NP28761 and NP28673 in all treated patients are summarized in Table 9. The median duration of follow-up on Study NP28761 was 4.8 months for both IRC and Investigator assessments and on Study NP28673, 10.9 months for IRC assessment and 7.0 months for Investigator assessment. All responses were partial responses.

**Table 9: Efficacy Results in Studies NP28761 and NP28673**

Efficacy Parameter	NP28761 (N=87)		NP28673 (N=138)	
	IRC* Assessment	Investigator Assessment	IRC* Assessment	Investigator Assessment
Objective Response Rate (95% CI)	38% (28; 49)	46% (35; 57)	44% (36; 53)	48% (39; 57)
Number of Responders	33	40	61	66
Duration of Response, median in months (95% CI)	7.5 (4.9, Not Estimable)	NE (4.9, Not Estimable)	11.2 (9.6, Not Estimable)	7.8 (7.4, 9.2)

\* 18 patients in NP28761 and 16 patients in NP28673 did not have measurable disease at baseline as per IRC assessment and were classified as non-responders in the IRC analysis.

An assessment of ORR and duration of response for CNS metastases in the subgroup of 51 patients in NP28761 and NP28673 with baseline measurable lesions in the CNS according to RECIST v1.1 are summarized in Table 10. Thirty-five (69%) patients with measurable CNS lesions had received prior brain radiation, including 25 (49%) who completed radiation treatment at least 6 months before starting treatment with ALECENSA. Responses were observed irrespective of prior brain radiation status.



**Table 10: CNS Objective Response in Patients with Measurable CNS Lesions in Studies NP28761 and NP28673**

<b>Efficacy Parameter</b>	<b>N=51</b>
CNS Objective Response Rate (95% CI)	61% (46, 74)
Complete Response	18%
Partial Response	43%
CNS Duration of Response, median in months (95% CI)	9.1 (5.8, Not Estimable)

## 16 HOW SUPPLIED/STORAGE AND HANDLING

Hard capsules, white 150 mg capsules with “ALE” printed in black ink on the cap and “150 mg” printed in black ink on the body, available in:

240 capsules per bottle: NDC 50242-130-01

Storage and stability: Do not store above 30°C (86°F). Store in the original container to protect from light and moisture.

## 17 PATIENT COUNSELING INFORMATION

Advise the patient to read the FDA-approved patient labeling (Patient Information).

Inform patients of the following:

### Hepatotoxicity

Inform patients of the signs and symptoms of bilirubin and hepatic transaminase elevations. Advise patients to contact their healthcare provider immediately for signs or symptoms of bilirubin and hepatic transaminase elevations [see *Warnings and Precautions (5.1)*].

### Interstitial Lung Disease (ILD)/Pneumonitis

Inform patients of the risks of severe ILD/pneumonitis. Advise patients to contact their healthcare provider immediately to report new or worsening respiratory symptoms [see *Warnings and Precautions (5.2)*].

### Renal Impairment

Inform patients of the risk of severe and potentially fatal renal impairment. Advise patients to contact their health care provider for change in urine color, reduced urine output, or swelling in the legs and feet [see *Warnings and Precautions (5.3)*].

### Bradycardia

Inform patients that symptoms of bradycardia including dizziness, lightheadedness, and syncope can occur while taking ALECENSA. Advise patients to contact their healthcare provider to report these symptoms and to inform their healthcare provider about the use of any heart or blood pressure medications [see *Warnings and Precautions (5.4)*].

### Severe Myalgia/CPK elevation

Inform patients of signs and symptoms of myalgia, including unexplained and/or persistent muscle pain, tenderness, or weakness. Advise patients to contact their healthcare provider immediately to report new or worsening symptoms of muscle pain or weakness [see *Warnings and Precautions (5.5)*].

### Photosensitivity

Inform patients of the signs and symptoms of photosensitivity. Advise patients to avoid prolonged sun exposure while taking ALECENSA and for at least 7 days after study drug discontinuation and to use proper protection

from the sun. Advise patients to use a broad spectrum ultraviolet A (UVA)/ultraviolet B (UVB) sunscreen and lip balm (SPF  $\geq$  50) to help protect against potential sunburn [*see Adverse Reactions (6.1)*].

### Embryo-Fetal Toxicity

ALECENSA can cause fetal harm if taken during pregnancy. Advise a pregnant woman of the potential risk to a fetus [*see Warnings and Precautions (5.6) and Use in Specific Populations (8.1, 8.3)*].

Advise females of reproductive potential to use effective contraception during treatment with ALECENSA and for at least 1 week after the last dose of ALECENSA. Advise patients to inform their healthcare provider of a known or suspected pregnancy [*see Warnings and Precautions (5.6) and Use in Specific Populations (8.1, 8.3)*].

Advise male patients with female partners of reproductive potential to use effective contraception during treatment with ALECENSA and for 3 months after the last dose [*see Use in Specific Populations (8.3) and Nonclinical Toxicology (13.1)*].

### Lactation

Advise women not to breastfeed during treatment with ALECENSA and for one week after the last dose [*see Use in Specific Populations (8.2)*].

### Administration

Instruct patients to take ALECENSA twice a day. Advise patients to take ALECENSA with food and to swallow ALECENSA capsules whole [*see Dosage and Administration (2.2)*].

### Missed Dose

Advise patients that if a dose of ALECENSA is missed or if the patient vomits after taking a dose of ALECENSA, patients should be advised not to take an extra dose, but to take the next dose at the regular time [*see Dosage and Administration (2.2)*].

Distributed by:

#### **Genentech USA, Inc.**

A Member of the Roche Group

1 DNA Way

South San Francisco, CA 94080-4990

ALECENSA<sup>®</sup> is a registered trademark of  
Chugai Pharmaceutical Co., Ltd., Tokyo, Japan  
©2021 Genentech, Inc. All rights reserved.

**PATIENT INFORMATION**  
ALECENSA® (a-le-sen-sah)  
(alectinib)  
capsules

**What is the most important information I should know about ALECENSA?**

**ALECENSA may cause serious side effects, including:**

- **Liver problems (hepatotoxicity).** ALECENSA may cause liver injury. Your healthcare provider will do blood tests at least every 2 weeks for the first 3 months, and then 1 time each month and as needed during treatment with ALECENSA. **Tell your healthcare provider right away if you get any of the following signs and symptoms:**
  - feeling tired
  - feeling less hungry than usual
  - yellowing of your skin or the whites of your eyes
  - dark urine
  - itchy skin
  - nausea or vomiting
  - pain on the right side of your stomach area
  - bleeding or bruising more easily than normal
- **Lung problems.** ALECENSA may cause severe or life-threatening swelling (inflammation) of the lungs during treatment. Symptoms may be similar to those symptoms from lung cancer. Tell your healthcare provider right away if you have any new or worsening symptoms, including trouble breathing, shortness of breath, cough, or fever.
- **Kidney problems.** ALECENSA may cause severe or life-threatening kidney problems. Tell your healthcare provider right away if you have a change in the amount or color of your urine, or if you get new or worsening swelling in your legs or feet.
- **Slow heartbeat (bradycardia).** ALECENSA may cause very slow heartbeats that can be severe. Your healthcare provider will check your heart rate and blood pressure during treatment with ALECENSA. Tell your healthcare provider right away if you feel dizzy, lightheaded, or if you faint during treatment with ALECENSA. Tell your healthcare provider if you take any heart or blood pressure medicines.
- **Muscle pain, tenderness, and weakness (myalgia).** Muscle problems are common with ALECENSA and can be severe. Your healthcare provider will do blood tests at least every 2 weeks for the first month and as needed during treatment with ALECENSA. Tell your healthcare provider right away if you get new or worsening signs and symptoms of muscle problems, including unexplained muscle pain or muscle pain that does not go away, tenderness, or weakness.

**See “What are the possible side effects of ALECENSA?” for more information about side effects.**

**What is ALECENSA?**

ALECENSA is a prescription medicine used to treat people with non-small cell lung cancer (NSCLC):

- that is caused by an abnormal anaplastic lymphoma kinase (ALK) gene, **and**
- that has spread to other parts of your body

It is not known if ALECENSA is safe and effective in children.

**Before you take ALECENSA, tell your healthcare provider about all of your medical conditions, including if you:**

- have liver problems
- have lung or breathing problems
- have a slow heartbeat
- are pregnant or plan to become pregnant. ALECENSA can harm your unborn baby. Tell your healthcare provider right away if you become pregnant during treatment with ALECENSA or think you may be pregnant.
  - **Females** who are able to become pregnant should use effective birth control during treatment with ALECENSA and for 1 week after the final dose of ALECENSA.
  - **Males** who have female partners that are able to become pregnant should use effective birth control during treatment with ALECENSA and for 3 months after the final dose of ALECENSA.
- are breastfeeding or plan to breastfeed. It is not known if ALECENSA passes into your breast milk. Do not breastfeed during treatment with ALECENSA and for 1 week after the final dose of ALECENSA. Talk to your healthcare provider about the best way to feed your baby during this time.

**Tell your healthcare provider about all the medicines you take**, including prescription medicines, over-the-counter medicines, vitamins, or herbal supplements.

**How should I take ALECENSA?**

- Take ALECENSA exactly as your healthcare provider tells you to take it. Do not change your dose or stop taking ALECENSA unless your healthcare provider tells you to.
- Your healthcare provider may change your dose, temporarily stop, or permanently stop treatment with ALECENSA if you have side effects.
- Take ALECENSA 2 times a day.
- Take ALECENSA with food.



- Swallow ALECENSA capsules whole. Do not open or dissolve the capsule contents.
- If you miss a dose of ALECENSA, do not take the missed dose. Take your next dose at your regular time.
- If you vomit after taking a dose of ALECENSA, do not take an extra dose. Take your next dose at your regular time.

**What should I avoid while taking ALECENSA?**

- Avoid spending time in the sunlight during treatment with ALECENSA and for 7 days after the final dose of ALECENSA. You may burn more easily and get severe sunburns. Use sunscreen and lip balm with a SPF 50 or greater to help protect against sunburn.

**What are the possible side effects of ALECENSA?**

**ALECENSA may cause serious side effects, including:**

- See “What is the most important information I should know about ALECENSA?”

**The most common side effects of ALECENSA include:**

- tiredness
- constipation
- swelling in your hands, feet, ankles, face and eyelids
- muscle pain, tenderness, and weakness (myalgia). See “What is the most important information I should know about ALECENSA?”
- anemia

These are not all of the possible side effects of ALECENSA. For more information, ask your healthcare provider or pharmacist.

Call your doctor for medical advice about side effects. You may report side effects to FDA at 1-800-FDA-1088.

**How should I store ALECENSA?**

- Do not store ALECENSA at temperatures above 86°F (30°C).
- Store ALECENSA capsules in the original container.
- Keep ALECENSA capsules dry and away from light.

**Keep ALECENSA and all medicines out of the reach of children.**

**General information about the safe and effective use of ALECENSA.**

Medicines are sometimes prescribed for purposes other than those listed in a Patient Information leaflet. Do not use ALECENSA for a condition for which it was not prescribed. Do not give ALECENSA to other people, even if they have the same symptoms that you have. It may harm them. You can ask your healthcare provider or pharmacist for information about ALECENSA that is written for health professionals.

**What are the ingredients in ALECENSA?**

Active ingredient: alectinib

Inactive ingredients: lactose monohydrate, hydroxypropylcellulose, sodium lauryl sulfate, magnesium stearate and carboxymethylcellulose calcium. Capsule shell contains: hypromellose, carrageenan, potassium chloride, titanium dioxide, corn starch, and carnauba wax. Printing ink contains: red iron oxide (E172), yellow iron oxide (E172), FD&C Blue No. 2 aluminum lake (E132), carnauba wax, white shellac, and glyceryl monooleate.

Distributed by: Genentech, Inc., A Member of the Roche Group, 1 DNA Way, South San Francisco, CA 94080-4990  
 ALECENSA® is a registered trademark of Chugai Pharmaceutical Co., Ltd., Tokyo, Japan  
 ©2017 Genentech, Inc.  
 For more information, go to [www.ALECENSA.com](http://www.ALECENSA.com) or call 1-800-253-2367.