

COMBINING THE ANTIBODIES YOU KNOW IN ONE FASTER MODE OF ADMINISTRATION^{1,2}

PHESGO—a fixed-dose subcutaneous formulation with PERJETA[®] (pertuzumab) and trastuzumab that's administered in **~5 minutes**.^{*1}

*Refers to actual PHESGO injection time of ~5 minutes for the maintenance dose. **The loading dose is ~8 minutes.** This does not account for all aspects of treatment. Actual clinic time may vary.¹

NCCN Clinical Practice Guidelines in Oncology (NCCN Guidelines[®]) state that pertuzumab, trastuzumab, and hyaluronidase-zzxf injection for subcutaneous use (PHESGO) may be substituted anywhere that IV pertuzumab (PERJETA) + trastuzumab are given as part of systemic therapy for HER2+ breast cancer.^{†3}

Indications

Early Breast Cancer

PHESGO[™] (pertuzumab, trastuzumab, and hyaluronidase-zzxf) is indicated for use in combination with chemotherapy for

- the neoadjuvant treatment of adult patients with HER2-positive, locally advanced, inflammatory, or early stage breast cancer (either greater than 2 cm in diameter or node-positive) as part of a complete treatment regimen for early breast cancer (EBC)
- the adjuvant treatment of adult patients with HER2-positive EBC at high risk of recurrence

Select patients for therapy based on an FDA-approved companion diagnostic test.

Metastatic Breast Cancer

PHESGO is indicated for use in combination with docetaxel for the treatment of adult patients with HER2-positive metastatic breast cancer (MBC) who have not received prior anti-HER2 therapy or chemotherapy for metastatic disease.

Select patients for therapy based on an FDA-approved companion diagnostic test.

Important Safety Information

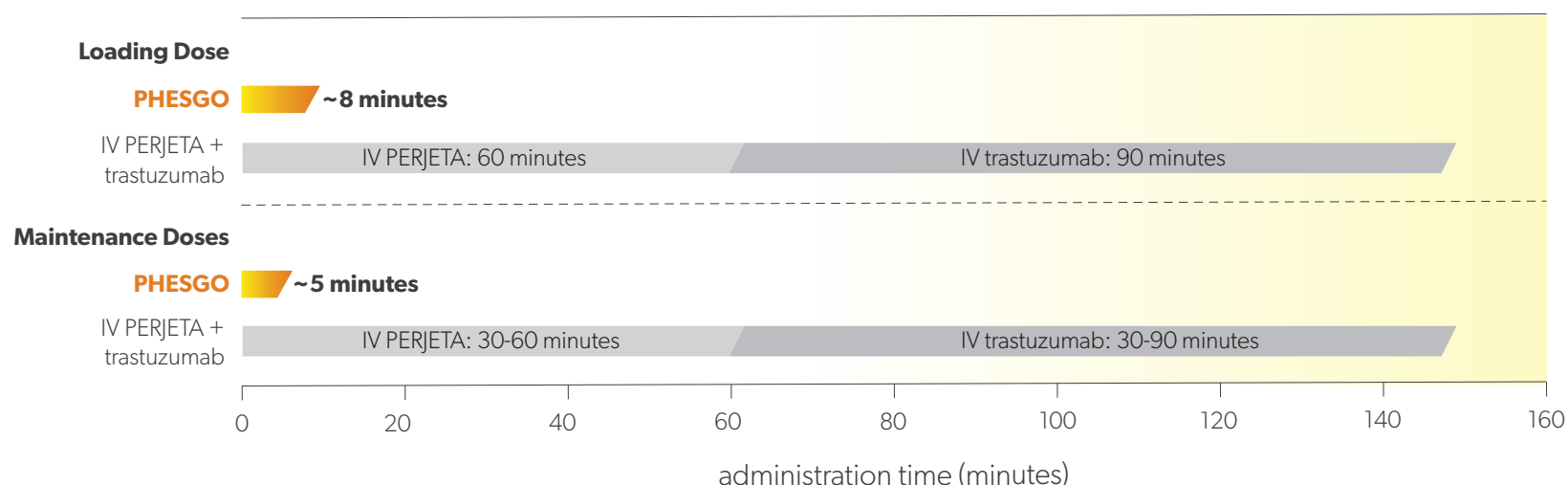
BOXED WARNINGS: Cardiomyopathy, Embryo-Fetal Toxicity, and Pulmonary Toxicity

- **PHESGO administration can result in subclinical and clinical cardiac failure. The incidence and severity was highest in patients receiving PHESGO with anthracycline-containing chemotherapy regimens. Evaluate cardiac function prior to and during treatment with PHESGO. Discontinue PHESGO treatment in patients receiving adjuvant therapy and withhold PHESGO in patients with metastatic disease for clinically significant decrease in left ventricular function**
- **Exposure to PHESGO can result in embryo-fetal death and birth defects, including oligohydramnios and oligohydramnios sequence manifesting as pulmonary hypoplasia, skeletal abnormalities, and neonatal death. Advise patients of these risks and the need for effective contraception**
- **PHESGO administration can result in serious and fatal pulmonary toxicity. Discontinue PHESGO for anaphylaxis, angioedema, interstitial pneumonitis, or acute respiratory distress syndrome. Monitor patients until symptoms completely resolve**

[†]Pertuzumab, trastuzumab, and hyaluronidase-zzxf injection for subcutaneous use (PHESGO) has different dosing and administration instructions compared to the intravenous products.
HER2=human epidermal growth factor receptor 2.

PHESGO is a faster treatment option for your patients and practice^{1,2}

Faster administration with PHESGO vs IV PERJETA® (pertuzumab) + trastuzumab*^{1,2}



Fixed-dose PHESGO requires¹:

- NO** reconstitution
- NO** dilution
- NO** weight adjustments
- NO** IV loading dose
- NO** port access with a subcutaneous injection

Patients currently receiving IV PERJETA + trastuzumab can be transitioned to PHESGO if eligible.¹

*Refers to actual injection time of PHESGO vs infusion time of IV PERJETA + trastuzumab and does not account for all aspects of treatment. Does not include observation time. Actual clinic time may vary. PERJETA and trastuzumab can be given in any order.^{1,2} Please see the PERJETA full Prescribing Information for additional dosing information for PERJETA + trastuzumab.

The same indications and treatment schedule you're used to with PERJETA + trastuzumab-based therapy^{1,2}

In early breast cancer,

- Eligible patients should receive PHESGO as part of a complete treatment regimen, every 3 weeks for a total of 1 year (up to 18 cycles) or until disease recurrence or unmanageable toxicity, whichever occurs first[†]

In metastatic breast cancer,

- Eligible patients should receive PHESGO alongside docetaxel as first-line treatment, every 3 weeks until disease progression or unmanageable toxicity, whichever occurs first

[†]In early breast cancer, patients who begin PHESGO-based therapy in the neoadjuvant setting should receive 3-6 cycles before surgery and should continue treatment after surgery, every 3 weeks, to complete 1 year (up to 18 cycles). Patients who begin treatment in the adjuvant setting should receive a total of 1 year (up to 18 cycles) of PHESGO-based therapy, every 3 weeks, starting on Day 1 of the first taxane-containing cycle.¹

See full PHESGO dosing and administration information →

Important Safety Information (cont'd)

Contraindications

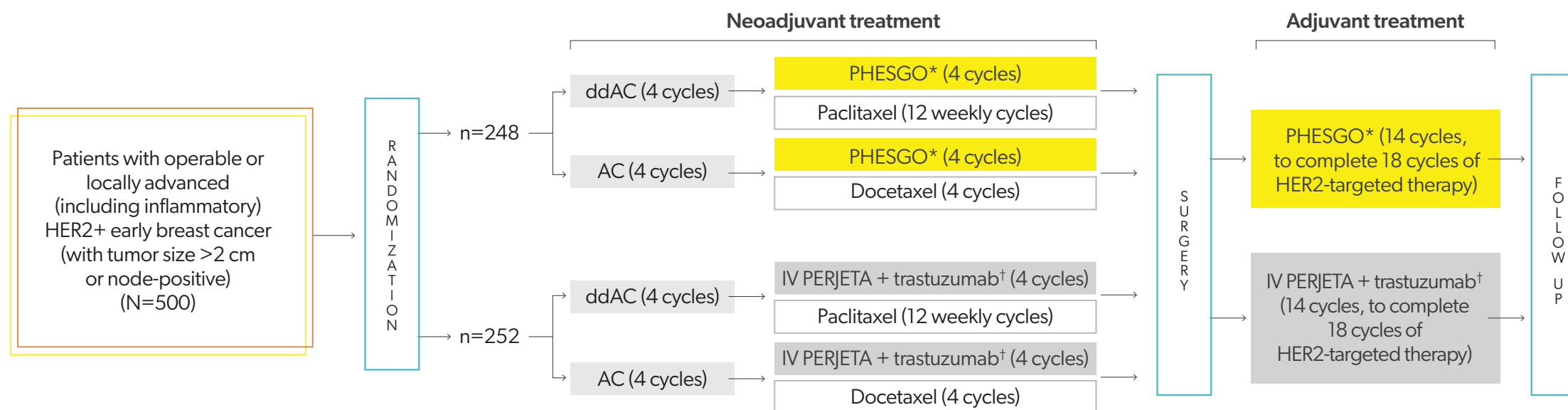
PHESGO is contraindicated in patients with known hypersensitivity to pertuzumab, or trastuzumab, or hyaluronidase, or to any of its excipients.

Please see [Important Safety Information](#) throughout this brochure, and accompanying full Prescribing Information, including BOXED WARNINGS.

FeDeriCa evaluated the pharmacokinetics (PK), efficacy, and safety of PHESGO vs IV PERJETA[®] (pertuzumab) + trastuzumab¹

FeDeriCa trial design^{1,4,5}

Phase III, randomized, open-label trial designed to demonstrate non-inferiority of PHESGO compared to intravenous PERJETA and trastuzumab.



Treatment cycles with PHESGO or IV PERJETA + trastuzumab were received every 3 weeks. Patients received adjuvant radiotherapy and endocrine therapy as per investigator's discretion.

Primary endpoint: Non-inferiority of the Cycle 7 (i.e., pre-dose Cycle 8) pertuzumab serum C_{trough} .

Secondary endpoints: Non-inferiority of the Cycle 7 (i.e., pre-dose Cycle 8) trastuzumab C_{trough} , efficacy (pCR),[‡] and safety.

Stratification factors: Hormone receptor status; clinical stage at presentation (Stage II-III A or IIIB-III C); type of chemotherapy.

***PHESGO dosing:** 1200 mg pertuzumab/600 mg trastuzumab/30,000 units hyaluronidase loading dose, followed by 600 mg pertuzumab/600 mg trastuzumab/20,000 units hyaluronidase maintenance dose.

†**IV PERJETA dosing:** 840 mg loading dose, 420 mg for subsequent cycles; **IV trastuzumab dosing:** 8 mg/kg loading dose, 6 mg/kg for subsequent cycles. In adjuvant period, substitution of IV trastuzumab for subcutaneous trastuzumab (trastuzumab-oysk) was permitted at investigator discretion. Trastuzumab-oysk was given as a fixed dose of 600 mg. 61 patients received trastuzumab-oysk.

‡pCR=pathological complete response (ypT0/is, ypN0, defined as the absence of invasive neoplastic cells in the breast and in the axillary lymph nodes).

Chemotherapy regimens: **ddAC dosing:** doxorubicin (60 mg/m²) and cyclophosphamide (600 mg/m²) every 2 weeks; **AC dosing:** doxorubicin (60 mg/m²) and cyclophosphamide (600 mg/m²) every 3 weeks; **paclitaxel dosing:** 80 mg/m² weekly; **docetaxel dosing:** 75 mg/m² every 3 weeks. Docetaxel dose could be escalated to 100 mg/m² at subsequent cycles at investigator's discretion.

AC=doxorubicin + cyclophosphamide; ddAC=dose-dense doxorubicin-cyclophosphamide.

Patient demographics and disease characteristics were well balanced between both arms of the study^{4,5}

Select patient baseline characteristics⁵

	PHESGO (n=248)	IV PERJETA® (pertuzumab) + trastuzumab (n=252)
Median age, years (range)	52 (25-81)	49 (27-76)
Median weight at baseline, lbs (range)	143.3 (89.3-299.8)	145.5 (88.2-277.8)
Race, n (%)		
American Indian or Alaska Native	10 (4.0)	10 (4.0)
Asian	51 (20.6)	54 (21.4)
Black or African American	3 (1.2)	3 (1.2)
Native Hawaiian or Other Pacific Islander	0	0
White	165 (66.5)	164 (65.1)
Multiple	3 (1.2)	2 (0.8)
Unknown	16 (6.5)	19 (7.5)
Clinical stage at presentation, n (%)		
II-III A	198 (79.8)	201 (79.8)
IIIB-III C	50 (20.2)	51 (20.2)
Hormone receptor status, n (%)		
ER- and PgR-negative	96 (38.7)	97 (38.5)
ER- or PgR-positive	151 (60.9)	155 (61.5)
Unknown*	1 (0.4)	0
Nodal status, n (%)		
Node-negative	101 (40.7)	109 (43.3)
Node-positive	147 (59.3)	141 (56.0)
Unknown†	0	2 (0.8)
Type of chemotherapy, n (%)		
ddAC → paclitaxel	120 (48.4)	120 (47.6)
AC → docetaxel	128 (51.6)	132 (52.4)

*Status is considered unknown if either ER or PgR status is unknown.⁴

†Regional lymph nodes could not be assessed (e.g., previously removed or not removed at all).⁵

- Clinical stage at presentation, hormone receptor status, and type of chemotherapy were stratification factors⁵

ER=estrogen receptor; PgR=progesterone receptor.

PHESGO demonstrated non-inferior PK vs IV PERJETA[®] (pertuzumab) + trastuzumab¹

PK results for pertuzumab and trastuzumab within PHESGO vs IV PERJETA and trastuzumab^{1,5}

	PHESGO (n=206)	IV PERJETA + trastuzumab (n=203)
Primary endpoint: pertuzumab Cycle 7 C _{trough}	88.7 mcg/mL	72.4 mcg/mL
Geometric mean ratio	1.22 (90% CI: 1.14-1.31)	
Secondary endpoint: trastuzumab Cycle 7 C _{trough}	58.7 mcg/mL	44.1 mcg/mL
Geometric mean ratio	1.33 (90% CI: 1.24-1.43)	

- Non-inferiority was concluded if the lower bound of the 90% confidence interval of the geometric mean ratio was ≥ 0.8 ^{4,5}

Secondary endpoint: efficacy (pCR)^{*1}

PHESGO (n=248)	IV PERJETA + trastuzumab (n=252)
59.7% (95% CI: 53.3-65.8)	59.5% (95% CI: 53.2-65.6)

*pCR=pathological complete response (ypT0/is, ypN0, defined as the absence of invasive neoplastic cells in the breast and in the axillary lymph nodes).

Important Safety Information (cont'd)

Cardiomyopathy

- PHESGO administration can result in subclinical and clinical cardiac failure. The incidence and severity was highest in patients receiving PHESGO with anthracycline-containing chemotherapy regimens. An increased incidence of left ventricular ejection fraction (LVEF) decline has been observed in patients treated with intravenous pertuzumab, intravenous trastuzumab, and docetaxel
- PHESGO can cause left ventricular cardiac dysfunction, arrhythmias, hypertension, disabling cardiac failure, cardiomyopathy, and cardiac death
- PHESGO can also cause asymptomatic decline in LVEF
- Patients who receive anthracycline after stopping PHESGO may also be at increased risk of cardiac dysfunction
- Discontinue PHESGO treatment in patients receiving adjuvant therapy and withhold PHESGO in patients with metastatic disease for clinically significant decrease in left ventricular function

Please see [Important Safety Information](#) throughout this brochure, and accompanying full Prescribing Information, including BOXED WARNINGS.

Comparable safety was observed in FeDeriCa between both arms¹

Summary of adverse reactions (ARs) occurring in ≥15% of patients who received PHESGO¹

	All Grades (%)		Grades 3-4 (%)	
	PHESGO (n=248)	IV PERJETA [®] (pertuzumab) + IV/SC trastuzumab (n=252)	PHESGO (n=248)	IV PERJETA + IV/SC trastuzumab (n=252)
Alopecia	77	71	0	0.4
Nausea	60	61	2	1.6
Diarrhea	60	57	7	4.8
Anemia	36	43	1.6	4.4
Asthenia	31	32	0.4	2.4
Fatigue	29	24	2	2
Stomatitis	25	24	0.8	0.8
Myalgia	25	19	0.4	0.4
Arthralgia	24	28	0	0.4
Constipation	22	21	0	0
Neutropenia	22	27	14	14
Vomiting	20	19	0.8	1.2
Radiation skin injury	19	19	0.4	0.4
Dysgeusia	17	14	0	0
Headache	17	25	0	0.8
Decreased appetite	17	19	0.8	0.4
Insomnia	17	13	0	0.4
Peripheral sensory neuropathy	16	14	0.8	0.4

SC=subcutaneous.

[cont'd on next page](#)

Summary of adverse reactions (ARs) occurring in ≥15% of patients who received PHESGO (cont'd)¹

	All Grades (%)		Grades 3-4 (%)	
	PHESGO (n=248)	IV PERJETA [®] (pertuzumab) + IV/SC trastuzumab (n=252)	PHESGO (n=248)	IV PERJETA + IV/SC trastuzumab (n=252)
Rash	16	21	0.4	0
Dry skin	15	13	0.4	0
Mucosal inflammation	15	20	0.8	1.2
Injection site reaction*	15	0.8	0	0
Cough	15	13	0.4	0

*An injection site reaction was defined as a local reaction.⁵

Understanding injection site reactions (ISRs) in the FeDeriCa trial^{1,5,6}

- ISRs in FeDeriCa were all mild to moderate (Grades 1-2)
- Mild ISRs were characterized by tenderness with or without associated symptoms like warmth, erythema, or itching
- Moderate ISRs were characterized by pain, lipodystrophy, edema, or phlebitis

Serious ARs occurring in patients receiving PHESGO¹

- Serious ARs occurred in 16% of patients who received PHESGO
- Serious ARs in >1% of patients included febrile neutropenia (4%), neutropenic sepsis (1%), and neutrophil count decreased (1%)
- One fatal adverse reaction occurred in 1/248 (0.4%) of patients, which was due to acute myocardial infarction, and occurred prior to the start of HER2-targeted treatment with PHESGO

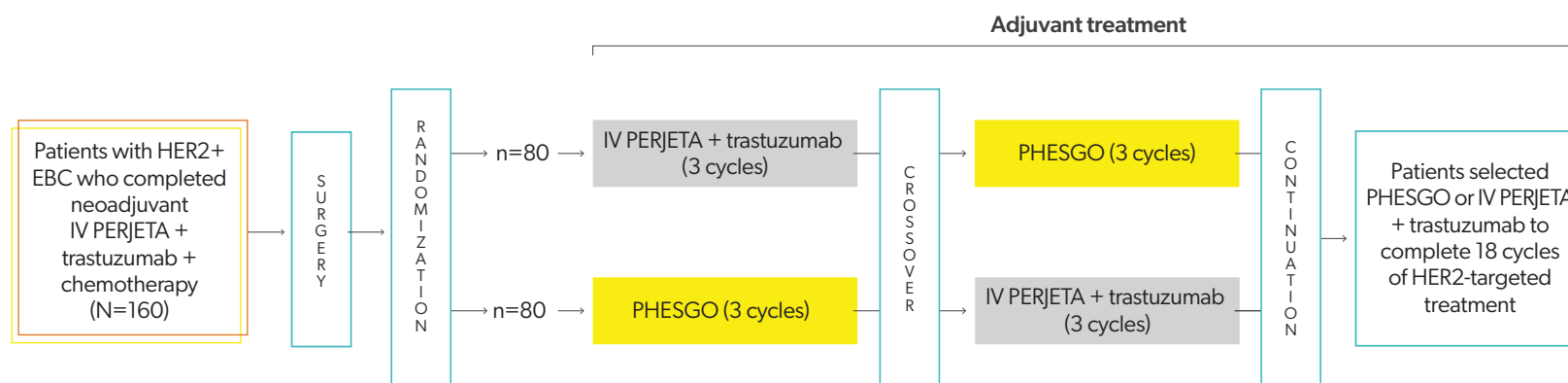
Adverse reactions resulting in permanent discontinuation of any study drug occurred in 8% of patients in the PHESGO arm. Adverse reactions which resulted in permanent discontinuation of PHESGO were ejection fraction decreased (1.2%), cardiac failure (0.8%), and pneumonitis/pulmonary fibrosis (0.8%).¹

Dosage interruptions (of any study drug) due to an adverse reaction occurred in 40% of patients who received PHESGO. Adverse reactions which required dosage interruption (of any study drug) in >1% of patients who received PHESGO included neutropenia (8%), neutrophil count decreased (4%), and diarrhea (7%).¹

More patients preferred subcutaneous administration with PHESGO over IV administration with PERJETA® (pertuzumab) + trastuzumab¹

PHranceSCa trial design^{1,7,8}

Phase II, randomized, open-label, crossover trial of patients with HER2+ early breast cancer. The primary objective of the study was to evaluate patient preference for PHESGO.



Primary endpoint: Percentage of patients who preferred PHESGO over IV PERJETA + trastuzumab when surveyed after Cycle 6 of adjuvant treatment.

EBC=early breast cancer.

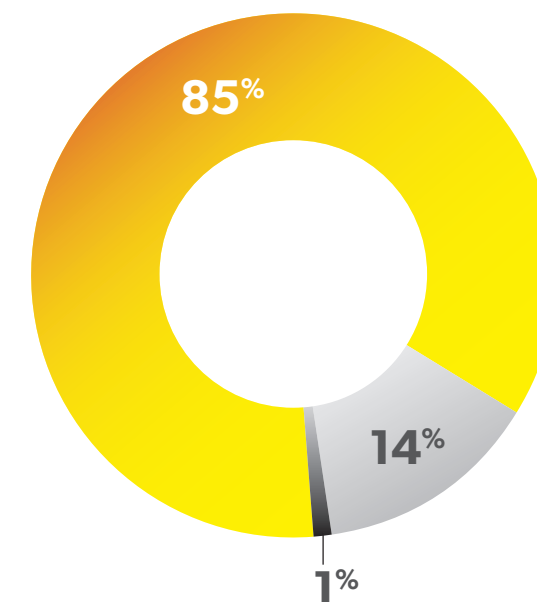
Important Safety Information (cont'd)

Cardiac Monitoring

- Evaluate cardiac function prior to and during treatment. For adjuvant breast cancer therapy, also evaluate cardiac function after completion of PHESGO
- Conduct thorough cardiac assessment, including history, physical examination, and determination of LVEF by echocardiogram or MUGA scan
- Monitor frequently for decreased left ventricular function during and after PHESGO treatment
- Monitor more frequently if PHESGO is withheld for significant left ventricular cardiac dysfunction

Please see [Important Safety Information](#) throughout this brochure, and accompanying full Prescribing Information, including BOXED WARNINGS.

85% of patients preferred using PHESGO over IV PERJETA + trastuzumab, citing less time in the clinic as the most common reason*¹



- Preferred PHESGO (n=136/160)
- Preferred IV PERJETA + trastuzumab (n=22/160)
- No preference (n=2/160)

14% of patients preferred using IV PERJETA + trastuzumab, citing more comfort during administration as the most common reason.*¹

*When surveyed after Cycle 6 of adjuvant treatment. Data are based on the primary analysis with a clinical cut-off date (CCOD) of February 24, 2020. As of the CCOD, all 160 patients had completed all 6 cycles of the crossover period.^{1,8}

Safety data from the PHranceSCa trial*^{5,7}

Five most common ARs (in ≥5% of patients), n (%)	IV PERJETA [®] (pertuzumab) + trastuzumab	→	PHESGO	←	PHESGO	→	IV PERJETA + trastuzumab	All patients (n=160)
	Cycles 1-3 (n=80)		Cycles 4-6 (n=80)		Cycles 1-3 (n=80)		Cycles 4-6 (n=80)	
Radiation skin injury	17 (21.3%)		7 (8.8%)		10 (12.5%)		10 (12.5%)	43 (26.9%)
Injection site reaction	0		12 (15.0%)		24 (30.0%)		0	36 (22.5%)
Diarrhea	12 (15.0%)		7 (8.8%)		6 (7.5%)		4 (5.0%)	25 (15.6%)
Fatigue	5 (6.3%)		4 (5.0%)		5 (6.3%)		4 (5.0%)	15 (9.4%)
Hot flush	6 (7.5%)		4 (5.0%)		5 (6.3%)		0	15 (9.4%)
Total # of patients with ≥1 AR (%)	62 (77.5%)		58 (72.5%)		62 (77.5%)		51 (63.8%)	140 (87.5%)

AR rates before and after switching treatment^{5,7}:

- From IV PERJETA + trastuzumab to PHESGO: 78% → 73%
- From PHESGO to IV PERJETA + trastuzumab: 78% → 64%

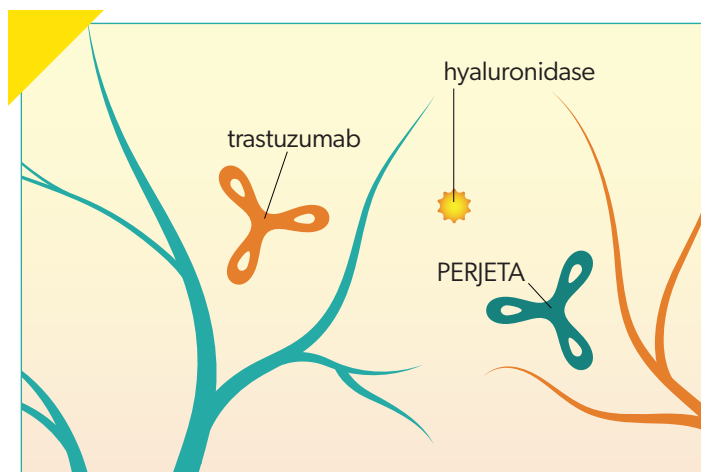
During the crossover period, serious ARs were reported in 2 patients (1.3%) receiving PHESGO and in 6 patients (3.8%) receiving IV PERJETA + trastuzumab; Grade ≥3 ARs were reported in 4 patients (2.5%) receiving PHESGO and in 6 patients (3.8%) receiving IV PERJETA + trastuzumab. There were no Grade 4 or 5 ARs reported during the study at the clinical cut-off date. More injection site reactions were observed with PHESGO (all Grade 1 or 2). There were no discontinuations due to local injection site reactions with PHESGO.^{5,7}

*Data are based on the primary analysis with a CCOD of February 24, 2020. As of the CCOD, all 160 patients had completed all 6 cycles of the crossover period.^{1,8}

Limitations of data: These safety analyses are descriptive only.

Proposed mechanism of action for the PHESGO subcutaneous injection

Specially formulated with hyaluronidase^{1,9,10}



PHESGO combines PERJETA[®] (pertuzumab) and trastuzumab, 2 monoclonal antibodies, with recombinant human hyaluronidase.

PERJETA is designed to work with trastuzumab for a dual-HER2 blockade. In preclinical models, PERJETA targeted a different subdomain on the HER2 receptor than trastuzumab, to block dimerization with HER1, HER3, and HER4 receptors and provide a dual blockade of HER2-driven signaling pathways.




Hyaluronidase is used to deliver pertuzumab and trastuzumab subcutaneously.

Hyaluronidase allows subcutaneous delivery of higher drug volumes.

Hyaluronidase is an endoglycosidase used to increase dispersion and absorption of co-administered drugs when administered subcutaneously.

How hyaluronidase is thought to work¹



Hyaluronidase increases permeability of the subcutaneous tissue by depolymerizing hyaluronan, based on preclinical studies.

In the doses administered, hyaluronidase in PHESGO acts transiently and locally.

The effects of hyaluronidase are reversible, and permeability of the subcutaneous tissue is restored within 24 to 48 hours.

Hyaluronidase has been shown to increase the absorption rate of a trastuzumab product into the systemic circulation, based on animal studies.

Important Safety Information (cont'd)

Embryo-Fetal Toxicity

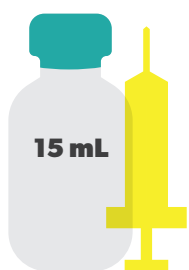
- PHESGO can cause fetal harm when administered to a pregnant woman. In post-marketing reports, use of intravenous trastuzumab during pregnancy resulted in cases of oligohydramnios and oligohydramnios sequence manifesting as pulmonary hypoplasia, skeletal abnormalities, and neonatal death. In an animal reproduction study, administration of intravenous pertuzumab to pregnant cynomolgus monkeys during the period of organogenesis resulted in oligohydramnios, delayed fetal kidney development, and embryo-fetal death at exposures 2.5 to 20 times the exposure in humans at the recommended dose, based on C_{max} .
- Verify the pregnancy status of females of reproductive potential prior to the initiation of PHESGO. Advise pregnant women and females of reproductive potential that exposure to PHESGO during pregnancy or within 7 months prior to conception can result in fetal harm. Advise females of reproductive potential to use effective contraception during treatment and for 7 months following the last dose of PHESGO.
- There is a pregnancy pharmacovigilance program for PHESGO. If PHESGO is administered during pregnancy, or if a patient becomes pregnant while receiving PHESGO or within 7 months following the last dose of PHESGO, health care providers and patients should immediately report PHESGO exposure to Genentech at 1-888-835-2555.

Recommended dosing and administration for PHESGO

Important: PHESGO has different dosage and administration instructions than IV pertuzumab, IV trastuzumab, and subcutaneous trastuzumab when administered alone. Do not substitute PHESGO for or with PERJETA[®] (pertuzumab), trastuzumab, ado-trastuzumab emtansine, or fam-trastuzumab deruxtecan.¹

PHESGO should be administered every 3 weeks^{1,5}

Loading (initial) dose



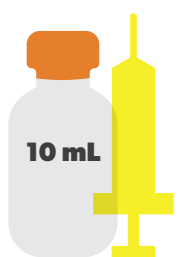
1200 mg pertuzumab, 600 mg trastuzumab, 30,000 units hyaluronidase per 15 mL supplied in a **single-dose, ready-to-use vial**

Administer subcutaneously over approximately **8 minutes** at a rate of no more than 2 mL/min

Observe for hypersensitivity or administration-related reactions: **minimum of 30 minutes***

NDC: 50242-245-01

Maintenance dose



600 mg pertuzumab, 600 mg trastuzumab, 20,000 units hyaluronidase per 10 mL supplied in a **single-dose, ready-to-use vial**

Administer subcutaneously over approximately **5 minutes** at a rate of no more than 2 mL/min

Observe for hypersensitivity or administration-related reactions: **minimum of 15 minutes***

NDC: 50242-260-01

*Medications to treat such reactions, as well as emergency equipment, should be available for immediate use.

Administration instructions¹



PHESGO must always be administered by a healthcare professional.

PHESGO is for subcutaneous use **ONLY in the thigh**. **Do NOT administer intravenously.**

- **Do not split the dose** between 2 syringes or between 2 sites of administration
- Injection site should be alternated between the left and right thigh only
- New injections should be given at least 1 inch from the previous site on healthy skin and never into areas where the skin is red, bruised, tender, or hard
- During the treatment course with PHESGO, other subcutaneous medications should preferably be injected at different sites

Patients currently receiving IV PERJETA + trastuzumab can be transitioned to PHESGO if eligible.¹

Watch a video for detailed instruction on how to administer PHESGO →

To learn more about administering PHESGO, or to schedule an educational in-service contact us at PhesgoSupport@gene.com.

Additional dosing considerations and dose modifications

Patient selection¹

Assessment of HER2 protein overexpression and/or HER2 gene amplification should be performed using FDA-approved tests specific for breast cancers by laboratories with demonstrated proficiency.

Dose sequencing¹

- In patients receiving an anthracycline-based regimen for early breast cancer, administer PHESGO following completion of the anthracycline
- In patients receiving PHESGO for early breast cancer with docetaxel or paclitaxel, administer docetaxel or paclitaxel after PHESGO
- In patients receiving PHESGO for metastatic breast cancer with docetaxel, administer docetaxel after PHESGO

Transitioning from IV PERJETA[®] (pertuzumab) + trastuzumab to PHESGO^{1,5}

- In patients receiving IV PERJETA + trastuzumab with <6 weeks since their last dose, administer PHESGO as a maintenance dose of 600 mg, 600 mg, 20,000 units/10 mL and every 3 weeks for subsequent administrations
- In patients receiving IV PERJETA + trastuzumab with ≥6 weeks since their last dose, administer PHESGO as an initial dose of 1,200 mg, 600 mg, 30,000 units/15 mL, followed by a maintenance dose of 600 mg, 600 mg, 20,000 units/10 mL every 3 weeks for subsequent administrations
- In the PHranceSCa trial, patients were monitored for 30 minutes after their first dose of PHESGO, regardless of whether a loading dose was required. Medications to treat such reactions, as well as emergency equipment, should be available for immediate use

Delayed or missed doses of PHESGO¹

- If the time between 2 sequential injections is **less than 6 weeks, do not wait until the next planned dose.** The maintenance dose of 600 mg, 600 mg, 20,000 units/10 mL should be administered
- If the time between 2 sequential injections is **6 weeks or more, readminister the initial dose** of 1,200 mg, 600 mg, 30,000 units/15 mL followed every 3 weeks thereafter by maintenance dose of 600 mg, 600 mg, 20,000 units/10 mL

Dosing adjustments¹

- No dose adjustments for PHESGO are required for patient body weight or for concomitant chemotherapy regimen
- For chemotherapy dose modification, see relevant prescribing information
- **If patient experiences a significant injection-related reaction, slow down or pause the injection** and administer appropriate medical therapies. Evaluate and carefully monitor patients until complete resolution of signs and symptoms
- **If patient experiences a serious hypersensitivity reaction (e.g., anaphylaxis), discontinue injection immediately**

Dose modification and monitoring for left ventricular dysfunction¹

Assess left ventricular ejection fraction (LVEF) prior to initiation of PHESGO and at regular intervals during treatment.

Pre-treatment LVEF:	Withhold PHESGO for at least 3 weeks for an LVEF decrease to:	Resume PHESGO after 3 weeks if LVEF has recovered to:	
		≥50%	<10% points below pre-treatment value
Early Breast Cancer (EBC)	≥55%*	Either	
		<50% with a fall of ≥10%-points below pre-treatment value	<10% points below pre-treatment value
Metastatic Breast Cancer (MBC)	≥50%	Either	
		<40%	40%-45% with a fall of ≥10%-points below pre-treatment value

*For patients receiving anthracycline-based chemotherapy, an LVEF of ≥50% is required after completion of anthracyclines before starting PHESGO.



Monitor LVEF prior to initiation and then every ~12 weeks in MBC and EBC (once during neoadjuvant therapy).¹

If after a repeat assessment within approximately 3 weeks, the LVEF has not improved, has declined further, and/or the patient is symptomatic, permanently discontinue PHESGO.

Preparation and storage



Vial storage¹

PHESGO is supplied in sterile, preservative-free, single-dose vials for subcutaneous administration. Store PHESGO vials in the refrigerator at 2°C to 8°C (36°F to 46°F) in the original carton to protect from light, until time of use. Do not freeze.

Checking the vial¹

To prevent medication errors, it is important to check the vial labels to ensure that the drug being prepared and administered is PHESGO and not IV PERJETA[®] (pertuzumab), or IV or subcutaneous trastuzumab.

Inspect the vial for particulate matter and discoloration prior to administration, whenever solution and container permit. Do not use vial if particulates or discoloration is present. The solution should be clear to opalescent, colorless to slightly brownish. Do not shake.

Preparing the injection¹

A syringe, a transfer needle, and an injection needle are needed to withdraw PHESGO solution from the vial and inject it subcutaneously. PHESGO is compatible with stainless steel, polypropylene, polycarbonate, polyethylene, polyurethane, polyvinyl chloride, and fluorinated ethylene polypropylene.

1


Do not dilute PHESGO. Use a syringe with a transfer needle to withdraw the PHESGO solution from the vial. Discard any unused portion remaining in the vial. Remove transfer needle.

2

Immediately prior to administration, attach a 25G-27G (3/8"–5/8") hypodermic injection needle to the syringe. Check the syringe to ensure the right dose is being administered: initial dose (15 mL) or maintenance dose (10 mL).

3

Inject PHESGO into patient's thigh slowly and gently over about 8 minutes for the initial dose and about 5 minutes for the maintenance dose.



Syringe storage¹

If the syringe containing PHESGO is not used immediately, it can be stored in the refrigerator for up to 24 hours (2°C to 8°C, 36°F to 46°F) and at room temperature for up to 4 hours (20°C to 25°C, 68°F to 77°F). Avoid unnecessary storage.

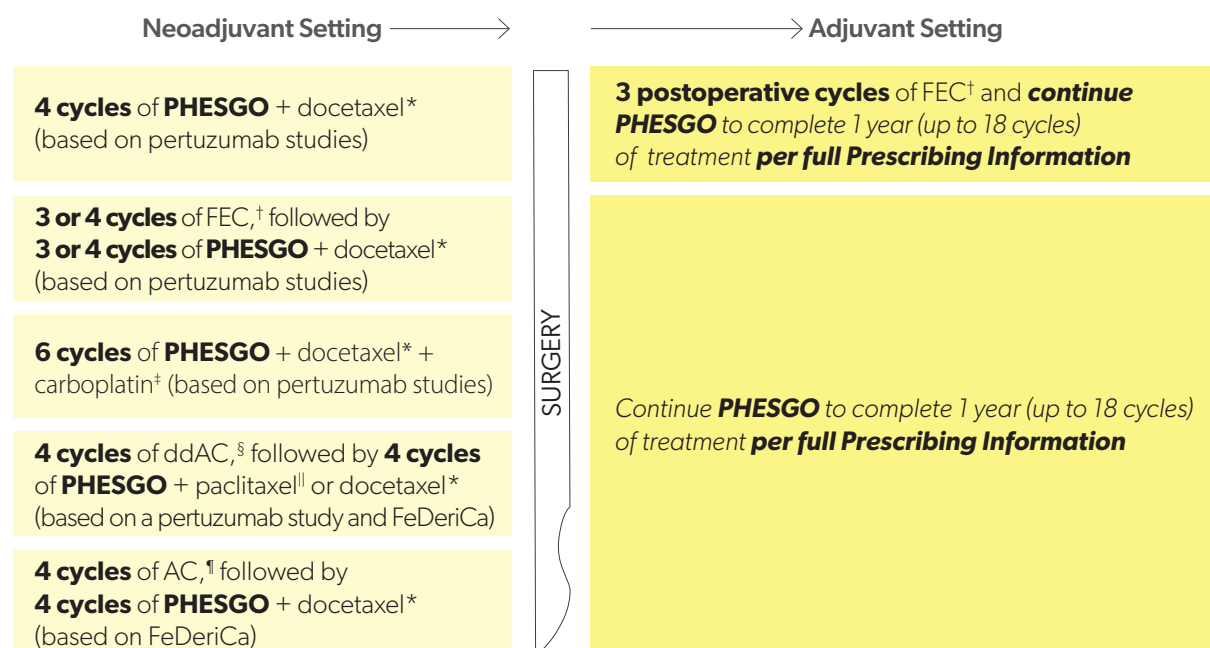
- If the dose is not to be administered immediately, and the solution of PHESGO has been withdrawn from the vial into the syringe, replace the transfer needle with a syringe closing cap
- Do not attach a hypodermic needle until time of administration to avoid needle clogging
- Label the syringe with the peel-off sticker

Treatment regimens for EBC and MBC, based on pertuzumab studies and FeDeriCa

Early breast cancer treatment regimen^{1,2}

Eligible patients with HER2+ EBC should receive PHESGO every 3 weeks to complete 1 year of treatment (up to 18 cycles) or until disease recurrence or unmanageable toxicity, whichever occurs first, as part of a complete treatment regimen including anthracycline- and/or taxane-based chemotherapy.

Neoadjuvant chemotherapy regimens



Adjuvant chemotherapy regimens

PHESGO should start on Day 1 of the first taxane-containing cycle.

Non-anthracycline-based chemotherapy regimen

6 cycles of docetaxel^{**} + carboplatin^{††}

Anthracycline-based regimens

3 or 4 cycles of FEC^{‡‡} or FAC^{§§}, followed by 3 or 4 cycles of docetaxel^{**} or 12 cycles of weekly paclitaxel^{||||}

4 cycles of AC^{¶¶} or EC^{***}, followed by 3 or 4 cycles of docetaxel^{**} or 12 cycles of weekly paclitaxel^{||||}

Metastatic breast cancer treatment regimen^{1,11}

Eligible patients with HER2+ MBC should receive PHESGO every 3 weeks until disease progression or unmanageable toxicity, whichever occurs first, alongside at least 6 cycles of docetaxel.

- In CLEOPATRA (NCT00567190), it was recommended that docetaxel be administered for a minimum of 6 cycles
 - The docetaxel dose could be decreased by 25% due to toxicity or increased to 100 mg/m² in those patients who could tolerate this dose
 - Fewer than 6 cycles were allowed for unmanageable toxicity
 - Comparable docetaxel exposure between the 2 treatment arms in CLEOPATRA
 - Docetaxel was administered for a median of 8 cycles in both treatment arms
- PHESGO should be continued until disease progression or unmanageable toxicity
- If docetaxel is discontinued, PHESGO may be continued on its own

*Docetaxel dosing: 75 mg/m², which could be escalated to 100 mg/m² if initial dose was well tolerated (escalation of docetaxel above 75 mg/m² is not recommended when administered with carboplatin as in TRYPHAENA [NCT00976989]).
[†]FEC dosing in NeoSphere (NCT00545688): 5-fluorouracil (600 mg/m²), epirubicin (90 mg/m²), and cyclophosphamide (600 mg/m²); FEC dosing in TRYPHAENA and BERENICE (NCT02132949): 5-fluorouracil (500 mg/m²), epirubicin (100 mg/m²), and cyclophosphamide (600 mg/m²).
[‡]Carboplatin dosing: AUC 6.
[§]ddAC dosing: doxorubicin (60 mg/m²) and cyclophosphamide (600 mg/m²) every 2 weeks for 4 cycles with GCSF support.
^{||}Paclitaxel dosing: 80 mg/m².
[¶]AC dosing: 4 cycles of doxorubicin (60 mg/m²) and cyclophosphamide (600 mg/m²) every 3 weeks.
^{**}Docetaxel dosing: 75 mg/m², which could be escalated to 100 mg/m² if initial dose was well tolerated (not escalated in non-anthracycline-based regimens); docetaxel dosing following AC or EC administration: 100 mg/m² for 3 cycles or 75 mg/m² for first cycle and 100 mg/m² for subsequent 3 cycles, or 75 mg/m² for 4 cycles.
^{††}Carboplatin dosing: AUC 6.
^{‡‡}FEC dosing: 5-fluorouracil (500-600 mg/m²), epirubicin (90-120 mg/m²), and cyclophosphamide (500-600 mg/m²).
^{§§}FAC dosing: 5-fluorouracil (500-600 mg/m²), doxorubicin (50 mg/m²), and cyclophosphamide (500-600 mg/m²).
^{||||}Paclitaxel dosing: 80 mg/m².
^{¶¶}AC dosing: doxorubicin (60 mg/m²) and cyclophosphamide (500-600 mg/m²) every 3 weeks or 2 weeks with GCSF support.
^{***}EC dosing: epirubicin (90-120 mg/m²) and cyclophosphamide (500-600 mg/m²) every 3 weeks or 2 weeks with GCSF support.

AUC=area under the curve; FAC=fluorouracil, doxorubicin, and cyclophosphamide; FEC=fluorouracil, epirubicin, and cyclophosphamide; GCSF=granulocyte colony-stimulating factor.

Please see the PERJETA full Prescribing Information for additional dosing information for PERJETA + trastuzumab.

Important Safety Information (cont'd)

Pulmonary Toxicity

- PHESGO can cause serious and fatal pulmonary toxicity. These adverse reactions have been reported with intravenous trastuzumab
- Pulmonary toxicity includes dyspnea, interstitial pneumonitis, pulmonary infiltrates, pleural effusions, non-cardiogenic pulmonary edema, pulmonary insufficiency and hypoxia, acute respiratory distress syndrome, and pulmonary fibrosis. Patients with symptomatic intrinsic lung disease or with extensive tumor involvement of the lungs, resulting in dyspnea at rest, appear to have more severe toxicity

Exacerbation of Chemotherapy-Induced Neutropenia

- PHESGO may exacerbate chemotherapy-induced neutropenia. In randomized controlled clinical trials with intravenous trastuzumab, Grade 3-4 neutropenia and febrile neutropenia were higher in patients receiving trastuzumab in combination with myelosuppressive chemotherapy as compared to those who received chemotherapy alone. The incidence of septic death was similar among patients who received trastuzumab and those who did not

Hypersensitivity and Administration-Related Reactions

- Severe administration-related reactions (ARRs), including hypersensitivity, anaphylaxis, and events with fatal outcomes, have been associated with intravenous pertuzumab and trastuzumab. Patients experiencing dyspnea at rest due to complications of advanced malignancy and comorbidities may be at increased risk of a severe or of a fatal ARR
- In the FeDeriCa study the incidence of hypersensitivity was 1.2% in the PHESGO arm. ARRs occurred in 21% of patients who received PHESGO. In the PHESGO arm, the most common ARRs were injection site reaction (15%) and injection site pain (2%)
- Closely monitor patients during and for 30 minutes after the injection of initial dose and during and for 15 minutes following subsequent injections of maintenance dose of PHESGO. If a significant injection-related reaction occurs, slow down or pause the injection and administer appropriate medical therapies. Evaluate and carefully monitor patients until complete resolution of signs and symptoms
- Permanently discontinue treatment with PHESGO in patients who experience anaphylaxis or severe injection-related reactions. Medications to treat such reactions, as well as emergency equipment, should be available for immediate use. For patients experiencing reversible Grade 1 or 2 hypersensitivity reactions, consider pre-medication with an analgesic, antipyretic, or an antihistamine prior to readministration of PHESGO

Most Common Adverse Reactions

Early Breast Cancer

The most common adverse reactions (>30%) with PHESGO were alopecia, nausea, diarrhea, anemia, and asthenia.

Metastatic Breast Cancer (based on IV pertuzumab)

The most common adverse reactions (>30%) with pertuzumab in combination with trastuzumab and docetaxel were diarrhea, alopecia, neutropenia, nausea, fatigue, rash, and peripheral neuropathy.

You are encouraged to report side effects to Genentech and the FDA. You may report side effects to the FDA at **1-800-FDA-1088** or www.fda.gov/medwatch. You may also report side effects to Genentech at **1-888-835-2555**.

Financial Resources

ACCESS SOLUTIONS[®]

Helping patients access their Genentech medicines

- Genentech Access Solutions offers a range of access and reimbursement support for your patients and practice
- To learn more about Genentech Access Solutions programs and services, call **(888) 249-4918** or visit genentech-access.com



1 co-pay card covers 2 antibodies.

Talk to eligible patients about enrolling today in the Genentech Oncology Co-pay Assistance Program

- Eligible patients pay as little as \$5 per injection co-pay or co-insurance until the \$25,000 annual limit is reached
- To learn more about the Genentech Oncology Co-pay Assistance Program or to get the full terms & conditions, call **(855) MY-COPAY (855-692-6729)** or visit copayassistancenow.com

The Genentech Oncology Co-pay Assistance Program is valid ONLY for patients with commercial insurance who have a valid prescription for a Food and Drug Administration (FDA)-approved indication of a Genentech medication. Patients using Medicare, Medicaid, or any other federal or state government program to pay for their medications are not eligible.

Under the Program, the patient will pay a co-pay. After reaching the maximum Program benefit, the patient will be responsible for all out-of-pocket costs.

All participants are responsible for reporting the receipt of all Program benefits as required by any insurer or by law. No party may seek reimbursement for all or any part of the benefit received through this Program. This Program is void where prohibited by law. Genentech reserves the right to rescind, revoke, or amend the Program without notice at any time. Additional eligibility criteria apply. See full terms and conditions at copayassistancenow.com.

PHESGO is a fixed-dose subcutaneous formulation with PERJETA® (pertuzumab) and trastuzumab that's administered in ~5 minutes*¹

The same antibodies you know in one faster mode of administration^{1,2}



PHESGO vs IV PERJETA:

- **SAME** indications
- **SAME** frequency[†]
- **SAME** number of cycles[†]



Fixed-dose PHEGSO requires:

- **NO** reconstitution
- **NO** dilution
- **NO** weight adjustments
- **NO** IV loading dose
- **NO** port access with a subcutaneous injection

*Refers to actual PHEGSO injection time of ~5 minutes for the maintenance dose. **The loading dose is ~8 minutes.** This does not account for all aspects of treatment. Actual clinic time may vary.¹

[†]See [full PHEGSO dosing guidelines](#) on pages 11-14. See the PERJETA full Prescribing Information for additional dosing information for PERJETA + trastuzumab.

Indications

Early Breast Cancer

PHESGO™ (pertuzumab, trastuzumab, and hyaluronidase-zzxf) is indicated for use in combination with chemotherapy for

- the neoadjuvant treatment of adult patients with HER2-positive, locally advanced, inflammatory, or early stage breast cancer (either greater than 2 cm in diameter or node-positive) as part of a complete treatment regimen for early breast cancer (EBC)
- the adjuvant treatment of adult patients with HER2-positive EBC at high risk of recurrence

Select patients for therapy based on an FDA-approved companion diagnostic test.

Metastatic Breast Cancer

PHESGO is indicated for use in combination with docetaxel for the treatment of adult patients with HER2-positive metastatic breast cancer (MBC) who have not received prior anti-HER2 therapy or chemotherapy for metastatic disease.

Select patients for therapy based on an FDA-approved companion diagnostic test.

Important Safety Information

BOXED WARNINGS: Cardiomyopathy, Embryo-Fetal Toxicity, and Pulmonary Toxicity

- **PHESGO administration can result in subclinical and clinical cardiac failure. The incidence and severity was highest in patients receiving PHESGO with anthracycline-containing chemotherapy regimens. Evaluate cardiac function prior to and during treatment with PHESGO. Discontinue PHESGO treatment in patients receiving adjuvant therapy and withhold PHESGO in patients with metastatic disease for clinically significant decrease in left ventricular function**
- **Exposure to PHESGO can result in embryo-fetal death and birth defects, including oligohydramnios and oligohydramnios sequence manifesting as pulmonary hypoplasia, skeletal abnormalities, and neonatal death. Advise patients of these risks and the need for effective contraception**
- **PHESGO administration can result in serious and fatal pulmonary toxicity. Discontinue PHESGO for anaphylaxis, angioedema, interstitial pneumonitis, or acute respiratory distress syndrome. Monitor patients until symptoms completely resolve**

Please see [Important Safety Information](#) throughout this brochure, and accompanying full Prescribing Information, including BOXED WARNINGS.

References: 1. PHESGO Prescribing Information. Genentech, Inc. 2020. 2. PERJETA Prescribing Information. Genentech, Inc. 2020. 3. Referenced with permission from the NCCN Clinical Practice Guidelines in Oncology (NCCN Guidelines®) for Breast Cancer V6.2020. © National Comprehensive Cancer Network, Inc. 2020. All rights reserved. Accessed September 11, 2020. To view the most recent and complete version of the guideline, go online to NCCN.org. NCCN makes no warranties of any kind whatsoever regarding their content, use or application and disclaims any responsibility for their application or use in any way. 4. Tan AR, et al. Subcutaneous administration of the fixed-dose combination of trastuzumab and pertuzumab in combination with chemotherapy in HER2-positive early breast cancer: primary analysis of the phase III, multicenter, randomized, open-label, two-arm FeDeriCa study. Poster presentation at: 2019 San Antonio Breast Cancer Symposium; December 10-14, 2019; San Antonio, TX. Abstract PD4-07. 5. Data on file. Genentech, Inc. 6. National Cancer Institute. National Institutes of Health. U.S. Department of Health and Human Services. Common Terminology Criteria for Adverse Events (CTCAE) Version 4.0, June 14, 2010. https://ctep.cancer.gov/protocolDevelopment/electronic_applications/ctc.htm. Accessed September 30, 2020. 7. O'Shaughnessy J, Sousa S, Cruz J, et al. Patient (pt) preference for the pertuzumab-trastuzumab fixed-dose combination for subcutaneous use (PH FDC SC) in HER2-positive early breast cancer (EBC): Primary analysis of the open-label, randomised crossover PHranceSCa study. <https://medically.roche.com/global/en/asset-viewer.eeb4fcc7-b0b5-43d5-9b9a-8f4445f7424f.qr.html?cid=sjpsxx2009onbresmo2020>. Accessed September 30, 2020. 8. ClinicalTrials.gov. A study to evaluate patient preference and satisfaction of subcutaneous administration of the fixed-dose combination of pertuzumab and trastuzumab in participants with HER2-positive early breast cancer (PHranceSCa). <https://clinicaltrials.gov/ct2/show/NCT03674112>. Accessed May 7, 2020. 9. Scheuer W, Friess T, Burtscher H, et al. Strongly enhanced antitumor activity of trastuzumab and pertuzumab combination treatment on HER2-positive human xenograft tumor models. *Cancer Res.* 2009;69(24):9330-9336. 10. Lee-Hoeflich ST, Crocker L, Yao E, et al. A central role for HER3 in HER2-amplified breast cancer: implications for targeted therapy. *Cancer Res.* 2008;68(14):5878-5887. 11. Baselga J, Cortés J, Kim S-B, et al; CLEOPATRA Study Group. Pertuzumab plus trastuzumab plus docetaxel for metastatic breast cancer. *N Engl J Med.* 2012;366(2):109-119.

HIGHLIGHTS OF PRESCRIBING INFORMATION

These highlights do not include all the information needed to use PHESGO safely and effectively. See full prescribing information for PHESGO.

PHESGO (pertuzumab, trastuzumab, and hyaluronidase-zzxf) injection, for subcutaneous use
Initial U.S. Approval: 2020

WARNING: CARDIOMYOPATHY, EMBRYO-FETAL TOXICITY, and PULMONARY TOXICITY

See full prescribing information for complete boxed warning.

Cardiomyopathy: PHESGO administration can result in subclinical and clinical cardiac failure manifesting as CHF, and decreased LVEF, with greatest risk when administered concurrently with anthracyclines. Evaluate cardiac function prior to and during treatment. Discontinue PHESGO for cardiomyopathy. (2.3, 5.1)

Embryo-fetal Toxicity: Exposure to PHESGO can result in embryo-fetal death and birth defects. Advise patients of these risks and the need for effective contraception. (5.2, 8.1, 8.3)

Pulmonary Toxicity: Discontinue PHESGO for anaphylaxis, angioedema, interstitial pneumonitis, or acute respiratory distress syndrome. (5.3)

INDICATIONS AND USAGE

PHESGO is a combination of pertuzumab and trastuzumab, HER2/neu receptor antagonists, and hyaluronidase, an endoglycosidase, indicated for:

- Use in combination with chemotherapy as:
 - neoadjuvant treatment of patients with HER2-positive, locally advanced, inflammatory, or early stage breast cancer (either greater than 2 cm in diameter or node positive) as part of a complete treatment regimen for early breast cancer. (1.1)
 - adjuvant treatment of patients with HER2-positive early breast cancer at high risk of recurrence (1.1)
- Use in combination with docetaxel for treatment of patients with HER2-positive metastatic breast cancer (MBC) who have not received prior anti-HER2 therapy or chemotherapy for metastatic disease. (1.2)

DOSAGE AND ADMINISTRATION

- **For subcutaneous use in the thigh only.**
- **PHESGO has different dosage and administration instructions than intravenous pertuzumab and trastuzumab products.**
- **Do not administer intravenously.** (2.2)
- Perform HER2 testing using FDA-approved tests by laboratories with demonstrated proficiency. (1, 2.1)

- The initial dose of PHESGO is 1,200 mg pertuzumab, 600 mg trastuzumab, and 30,000 units hyaluronidase administered subcutaneously over approximately 8 minutes, followed every 3 weeks by a dose of 600 mg pertuzumab, 600 mg trastuzumab, and 20,000 units hyaluronidase administered subcutaneously over approximately 5 minutes. (2.2)
- Neoadjuvant: administer PHESGO by subcutaneous injection every 3 weeks and chemotherapy by intravenous infusion preoperatively for 3 to 6 cycles. (2.2)
- Adjuvant: administer PHESGO by subcutaneous injection every 3 weeks and chemotherapy by intravenous infusion postoperatively for a total of 1 year (up to 18 cycles). (2.2)
- MBC: administer PHESGO by subcutaneous injection and docetaxel by intravenous infusion every 3 weeks. (2.2)

DOSAGE FORMS AND STRENGTHS

Injection:

- 1,200 mg pertuzumab, 600 mg trastuzumab, and 30,000 units hyaluronidase/15 mL (80 mg, 40 mg, and 2,000 units/mL) of solution in a single-dose vial. (3)
- 600 mg pertuzumab, 600 mg trastuzumab, and 20,000 units hyaluronidase/10 mL (60 mg, 60 mg, and 2,000 units/mL) of solution in a single-dose vial. (3)

CONTRAINDICATIONS

PHESGO is contraindicated in patients with known hypersensitivity to pertuzumab, or trastuzumab, or hyaluronidase, or to any of its excipients. (4)

WARNINGS AND PRECAUTIONS

- Exacerbation of Chemotherapy-Induced Neutropenia. (5.4)
- Hypersensitivity and Administration-Related Reactions (ARRs): Monitor patients for systemic hypersensitivity reactions. Permanently discontinue PHESGO in patients who experience anaphylaxis or severe hypersensitivity reactions. (5.5)

ADVERSE REACTIONS

Neoadjuvant and Adjuvant Treatment of Breast Cancer

- The most common adverse reactions (>30%) with PHESGO were alopecia, nausea, diarrhea, anemia, and asthenia. (6.1)

Metastatic Breast Cancer (based on intravenous pertuzumab)

- The most common adverse reactions (> 30%) with pertuzumab in combination with trastuzumab and docetaxel were diarrhea, alopecia, neutropenia, nausea, fatigue, rash, and peripheral neuropathy. (6.1)

To report SUSPECTED ADVERSE REACTIONS, contact Genentech at 1-888-835-2555 or FDA at 1-800-FDA-1088 or www.fda.gov/medwatch.

USE IN SPECIFIC POPULATIONS

Females and Males of Reproductive Potential: Verify the pregnancy status of females prior to initiation of PHESGO. (8.3)

See 17 for PATIENT COUNSELING INFORMATION.

Revised: 06/2020

FULL PRESCRIBING INFORMATION: CONTENTS*
WARNING: CARDIOMYOPATHY, EMBRYO-FETAL TOXICITY,
AND PULMONARY TOXICITY

1 INDICATIONS AND USAGE

- 1.1 Early Breast Cancer (EBC)
- 1.2 Metastatic Breast Cancer (MBC)

2 DOSAGE AND ADMINISTRATION

- 2.1 Patient Selection
- 2.2 Important Dosage and Administration Information
- 2.3 Recommended Doses and Schedules
- 2.4 Dose Modification
- 2.5 Preparation for Administration

3 DOSAGE FORMS AND STRENGTHS

4 CONTRAINDICATIONS

5 WARNINGS AND PRECAUTIONS

- 5.1 Cardiomyopathy
- 5.2 Embryo-Fetal Toxicity
- 5.3 Pulmonary Toxicity
- 5.4 Exacerbation of Chemotherapy-Induced Neutropenia
- 5.5 Hypersensitivity and Administration-Related Reactions

6 ADVERSE REACTIONS

- 6.1 Clinical Trials Experience
- 6.2 Immunogenicity
- 6.3 Postmarketing Experience

7 DRUG INTERACTIONS

8 USE IN SPECIFIC POPULATIONS

- 8.1 Pregnancy
- 8.2 Lactation
- 8.3 Females and Males of Reproductive Potential
- 8.4 Pediatric Use
- 8.5 Geriatric Use

11 DESCRIPTION

12 CLINICAL PHARMACOLOGY

- 12.1 Mechanism of Action
- 12.2 Pharmacodynamics
- 12.3 Pharmacokinetics

13 NONCLINICAL TOXICOLOGY

- 13.1 Carcinogenesis, Mutagenesis, Impairment of Fertility

14 CLINICAL STUDIES

- 14.1 Neoadjuvant and Adjuvant Breast Cancer
- 14.2 Metastatic Breast Cancer
- 14.3 Patient Experience

16 HOW SUPPLIED/STORAGE AND HANDLING

- 16.1 How Supplied
- 16.2 Storage

17 PATIENT COUNSELING INFORMATION

* Sections or subsections omitted from the full prescribing information are not listed.

FULL PRESCRIBING INFORMATION

WARNING: CARDIOMYOPATHY, EMBRYO-FETAL TOXICITY, and PULMONARY TOXICITY

Cardiomyopathy

PHESGO administration can result in subclinical and clinical cardiac failure. The incidence and severity was highest in patients receiving PHESGO with anthracycline-containing chemotherapy regimens.

Evaluate cardiac function prior to and during treatment with PHESGO. Discontinue PHESGO treatment in patients receiving adjuvant therapy and withhold PHESGO in patients with metastatic disease for clinically significant decrease in left ventricular function [see *Dosage and Administration* (2.3) and *Warnings and Precautions* (5.1)].

Embryo-fetal Toxicity

Exposure to PHESGO can result in embryo-fetal death and birth defects, including oligohydramnios and oligohydramnios sequence manifesting as pulmonary hypoplasia, skeletal abnormalities, and neonatal death. Advise patients of these risks and the need for effective contraception [see *Warnings and Precautions* (5.2) and *Use in Specific Populations* (8.1), (8.3)].

Pulmonary Toxicity

PHESGO administration can result in serious and fatal pulmonary toxicity. Discontinue PHESGO for anaphylaxis, angioedema, interstitial pneumonitis, or acute respiratory distress syndrome. Monitor patients until symptoms completely resolve [see *Warnings and Precautions* (5.3)].

1 INDICATIONS AND USAGE

1.1 Early Breast Cancer (EBC)

PHESGO is indicated for use in combination with chemotherapy for

- the neoadjuvant treatment of adult patients with HER2-positive, locally advanced, inflammatory, or early stage breast cancer (either greater than 2 cm in diameter or node positive) as part of a complete treatment regimen for early breast cancer [see *Dosage and Administration* (2.2) and *Clinical Studies* (14.2)].
- the adjuvant treatment of adult patients with HER2-positive early breast cancer at high risk of recurrence [see *Dosage and Administration* (2.2) and *Clinical Studies* (14.2)].

Select patients for therapy based on an FDA-approved companion diagnostic test [see *Dosage and Administration* (2.1)].

1.2 Metastatic Breast Cancer (MBC)

PHESGO is indicated for use in combination with docetaxel for the treatment of adult patients with HER2-positive metastatic breast cancer who have not received prior anti-HER2 therapy or chemotherapy for metastatic disease [see *Dosage and Administration* (2.2) and *Clinical Studies* (14.1)].

Select patients for therapy based on an FDA-approved companion diagnostic test [see *Dosage and Administration* (2.1)].

2 DOSAGE AND ADMINISTRATION

2.1 Patient Selection

Select patients based on HER2 protein overexpression or HER2 gene amplification in tumor specimens [see *Indications and Usage (1) and Clinical Studies (14)*]. Assessment of HER2 protein overexpression and HER2 gene amplification should be performed using FDA-approved tests specific for breast cancer by laboratories with demonstrated proficiency. Information on the FDA-approved tests for the detection of HER2 protein overexpression and HER2 gene amplification is available at: <http://www.fda.gov/CompanionDiagnostics>.

Improper assay performance, including use of suboptimally fixed tissue, failure to utilize specified reagents, deviation from specific assay instructions, and failure to include appropriate controls for assay validation, can lead to unreliable results.

2.2 Important Dosage and Administration Information

PHESGO is for subcutaneous use only in the thigh. Do not administer intravenously.

PHESGO has different dosage and administration instructions than intravenous pertuzumab, intravenous trastuzumab, and subcutaneous trastuzumab when administered alone.

Do not substitute PHESGO for or with pertuzumab, trastuzumab, ado-trastuzumab emtansine, or fam-trastuzumab deruxtecan.

PHESGO must always be administered by a healthcare professional.

In patients receiving an anthracycline-based regimen for early breast cancer, administer PHESGO following completion of the anthracycline.

In patients receiving PHESGO for early breast cancer with docetaxel or paclitaxel, administer docetaxel or paclitaxel after PHESGO.

In patients receiving PHESGO for metastatic breast cancer with docetaxel, administer docetaxel after PHESGO.

Observe patients for a minimum of 30 minutes after initial dose of PHESGO and 15 minutes after each maintenance dose of PHESGO for signs or hypersensitivity symptoms or administration-related reactions. Medications to treat such reactions, as well as emergency equipment, should be available for immediate use [see *Warnings and Precautions (5.5)*].

2.3 Recommended Doses and Schedules

The recommended dosage and administration schedule for PHESGO are shown in Table 1.

Table 1: Recommended Dosage and Administration Schedule

Dose	Strength	Administration Instructions
Initial dose	1,200 mg pertuzumab, 600 mg trastuzumab, and 30,000 units hyaluronidase in 15 mL (1,200 mg, 600 mg, and 30,000 units/15 mL)	Administer subcutaneously over approximately 8 minutes
Maintenance dose (administer every 3 weeks)	600 mg pertuzumab, 600 mg trastuzumab, and 20,000 units hyaluronidase in 10 mL (600 mg, 600 mg, and 20,000 units/10 mL)	Administer subcutaneously over approximately 5 minutes every 3 weeks

No dose adjustments for PHESGO are required for patient body weight or for concomitant chemotherapy regimen.

Patients currently receiving intravenous pertuzumab and trastuzumab can transition to PHESGO. In patients receiving intravenous pertuzumab and trastuzumab with < 6 weeks since their last dose, administer PHESGO as a maintenance dose of 600 mg pertuzumab/600 mg trastuzumab and every 3 weeks for subsequent administrations. In patients receiving intravenous pertuzumab and trastuzumab with \geq 6 weeks since their last dose, administer PHESGO as an initial dose of 1,200 mg pertuzumab/600 mg trastuzumab, followed by a maintenance dose of 600 mg pertuzumab/600 mg trastuzumab every 3 weeks for subsequent administrations.

Neoadjuvant Treatment of Breast Cancer

Administer PHESGO every 3 weeks for 3 to 6 cycles as part of a treatment regimen for early breast cancer [*see Clinical Studies (14.2)*].

Refer to the prescribing information for pertuzumab, administered in combination with trastuzumab and chemotherapy, for recommended dose and dosage modifications.

Following surgery, patients should continue to receive PHESGO to complete 1 year of treatment (up to 18 cycles) or until disease recurrence or unmanageable toxicity, whichever occurs first, as a part of a complete regimen for early breast cancer.

Adjuvant Treatment of Breast Cancer

Administer PHESGO every 3 weeks for a total of 1 year (up to 18 cycles) or until disease recurrence or unmanageable toxicity, whichever occurs first, as part of a complete regimen for early breast cancer, including standard anthracycline- and/or taxane-based chemotherapy. Start PHESGO on Day 1 of the first taxane-containing cycle [*see Clinical Studies (14.2)*].

Metastatic Breast Cancer (MBC)

When administered with PHESGO, the recommended initial dose of docetaxel is 75 mg/m² administered as an intravenous infusion. The dose may be escalated to 100 mg/m² administered every 3 weeks if the initial dose is well tolerated. Administer PHESGO until disease progression or unmanageable toxicity, whichever occurs first.

2.4 Dose Modification

Dose Modification for delayed or missed doses

For delayed or missed doses of PHESGO, if the time between two sequential injections is less than 6 weeks, administer the maintenance dose of 600 mg, 600 mg, and 20,000 units/10 mL. Do not wait until the next planned dose.

If the time between two sequential injections is 6 weeks or more, re-administer the initial dose of 1,200 mg, 600 mg, and 30,000 units/15 mL, followed every 3 weeks thereafter by a maintenance dose of 600 mg, 600 mg, and 20,000 units/10 mL.

For chemotherapy dose modifications, see relevant prescribing information.

Cardiomyopathy [*see Boxed Warning, Warnings and Precautions (5.1)*]

Assess left ventricular ejection fraction (LVEF) prior to initiation of PHESGO and at regular intervals during treatment as indicated in Table 2.

The recommendations on dose modifications in the event of LVEF dysfunction are indicated in Table 2 [*see Warnings and Precautions (5.1)*].

Table 2: Dose Modifications for Left Ventricular Dysfunction

	Pre-treatment LVEF:	Monitor LVEF every:	Withhold PHESGO for at least 3 weeks for an LVEF decrease to:	Resume PHESGO after 3 weeks if LVEF has recovered to:		
Early Breast Cancer	≥ 55%*	~12 weeks (once during neoadjuvant therapy)	<50% with a fall of ≥10%-points below pre-treatment value	Either		
				≥50%	<10% points below pre-treatment value	
Metastatic Breast Cancer	≥ 50%	~12 weeks	Either		Either	
			<40%	40%-45% with a fall of ≥10%-points below pre-treatment value	>45%	40%-45% with a fall of <10%-points below pre-treatment value

* For patients receiving anthracycline-based chemotherapy, a LVEF of ≥ 50% is required after completion of anthracyclines, before starting PHESGO

If after a repeat assessment within approximately 3 weeks, the LVEF has not improved, has declined further, and/or the patient is symptomatic, permanently discontinue PHESGO [see *Warnings and Precautions (5.1)*].

Hypersensitivity and Administration-Related Reactions

Discontinue the injection immediately if the patient experiences a serious hypersensitivity reaction (e.g. anaphylaxis) [see *Warnings and Precautions (5.5)*].

2.5 Preparation for Administration

To prevent medication errors, it is important to check the vial labels to ensure that the drug being prepared and administered is PHESGO and not intravenous pertuzumab, or intravenous trastuzumab, or subcutaneous trastuzumab.

Parenteral drug products should be inspected visually for particulate matter and discoloration prior to administration, whenever solution and container permit. Do not use vial if particulates or discoloration is present. Do not shake. Discard any unused portion remaining in the vial.

For both the initial and maintenance dose, each corresponding PHESGO vial is ready-to-use for one subcutaneous injection and should not be diluted.

A syringe, a transfer needle, and an injection needle are needed to withdraw PHESGO solution from the vial and inject it subcutaneously. PHESGO may be injected using 25G-27G (3/8"-5/8") hypodermic injection needles.

To avoid needle clogging, attach the hypodermic injection needle to the syringe immediately prior to administration followed by volume adjustment to 15 mL (initial dose) and 10 mL (maintenance dose). If the dose is not to be administered immediately, and the solution of PHESGO has been withdrawn from the vial into the syringe, replace the transfer needle with a syringe closing cap. Label the syringe with the peel-off sticker and store the syringe in the refrigerator [2°C to 8°C (36°F to 46°F)] for up to 24 hours and at room temperature [20°C to 25°C (68°F to 77°F)] for up to 4 hours and avoid unnecessary storage.

PHESGO is compatible with stainless steel, polypropylene, polycarbonate, polyethylene, polyurethane, polyvinyl chloride and fluorinated ethylene polypropylene.

Administration

- Administer PHESGO 1,200 mg, 600 mg, 30,000 units/15 mL subcutaneously over approximately 8 minutes
- Administer PHESGO 600 mg, 600 mg, 20,000 units/10 mL subcutaneously over approximately 5 minutes

The subcutaneous injection site should be alternated between the left and right thigh only. New injections should be given at least 1 inch (2.5 cm) from the previous site on healthy skin and never into areas where the skin is red, bruised, tender, or hard. Do not split the dose between two syringes or between two sites of administration. During the treatment course with PHESGO, other medications for subcutaneous administration should preferably be injected at different sites.

3 DOSAGE FORMS AND STRENGTHS

Injection: PHESGO is a clear to opalescent, and colorless to slightly brownish solution provided as:

- 1,200 mg pertuzumab, 600 mg trastuzumab, and 30,000 units hyaluronidase/15 mL (80 mg, 40 mg, and 2,000 units/mL) of solution in a single-dose vial
- 600 mg pertuzumab, 600 mg trastuzumab, and 20,000 units hyaluronidase/10 mL (60 mg, 60 mg, and 2,000 units/mL) of solution in a single-dose vial

4 CONTRAINDICATIONS

PHESGO is contraindicated in patients with known hypersensitivity to pertuzumab, or trastuzumab, or hyaluronidase, or to any of its excipients.

5 WARNINGS AND PRECAUTIONS

5.1 Cardiomyopathy

PHESGO can cause hypertension, arrhythmias, left ventricular cardiac dysfunction, disabling cardiac failure, cardiomyopathy, and cardiac death [*see Boxed Warning: Cardiomyopathy*]. PHESGO can cause asymptomatic decline in LVEF.

An increased incidence of LVEF decline has been observed in patients treated with intravenous pertuzumab, intravenous trastuzumab, and docetaxel. A 4-6 fold increase in the incidence of symptomatic myocardial dysfunction has been reported among patients receiving trastuzumab, with the highest absolute incidence occurring when trastuzumab was administered with an anthracycline.

Patients who receive anthracycline after stopping PHESGO may also be at increased risk of cardiac dysfunction [*see Drug Interactions (7) and Clinical Pharmacology (12.2)*].

Cardiac Monitoring

Prior to initiation of PHESGO, conduct a thorough cardiac assessment, including history, physical examination, and determination of LVEF by echocardiogram or MUGA scan.

During treatment with PHESGO, assess LVEF at regular intervals [*see Dosage and Administration (2.4)*].

If after a repeat assessment within approximately 3 weeks, the LVEF has not improved, has declined further, and/or the patient is symptomatic, permanently discontinue PHESGO.

Following completion of PHESGO, continue to monitor for cardiomyopathy and assess LVEF measurements every 6 months for at least 2 years as a component of adjuvant therapy.

PHESGO

In the FeDeriCa study, the percentage of patients with at least one cardiac disorder was 22% in the PHESGO arm. The most frequent cardiac adverse reaction in the PHESGO arm was ejection fraction decreased.

The incidence of cardiac failure (NYHA Class III/IV) with a LVEF decline $\geq 10\%$ and a drop to less than 50% was 0.8% in the PHESGO arm. Confirmed asymptomatic or mildly symptomatic (NYHA Class II) declines in LVEF $\geq 10\%$ and a drop to less than 50% was 1.2% in the PHESGO arm [see *Adverse Reactions (6.1)*].

PHESGO and/or intravenous pertuzumab and trastuzumab have not been studied in patients with a pretreatment LVEF value of $< 55\%$ (EBC) or $< 50\%$ (MBC); a prior history of CHF, conditions that could impair left ventricular function such as uncontrolled hypertension, recent myocardial infarction, serious cardiac arrhythmia requiring treatment or a cumulative prior anthracycline exposure to > 360 mg/m² of doxorubicin or its equivalent.

5.2 Embryo-Fetal Toxicity

PHESGO can cause fetal harm when administered to a pregnant woman. In post-marketing reports, use of intravenous trastuzumab during pregnancy resulted in cases of oligohydramnios and oligohydramnios sequence manifesting as pulmonary hypoplasia, skeletal abnormalities, and neonatal death. In an animal reproduction study, administration of intravenous pertuzumab to pregnant cynomolgus monkeys during the period of organogenesis resulted in oligohydramnios, delayed fetal kidney development, and embryo-fetal death at exposures 2.5 to 20 times the exposure in humans at the recommended dose, based on C_{max}.

Verify the pregnancy status of females of reproductive potential prior to the initiation of PHESGO. Advise pregnant women and females of reproductive potential that exposure to PHESGO during pregnancy or within 7 months prior to conception can result in fetal harm. Advise females of reproductive potential to use effective contraception during treatment and for 7 months following the last dose of PHESGO [see *Use in Specific Populations (8.1, 8.3) and Clinical Pharmacology (12.3)*].

5.3 Pulmonary Toxicity

PHESGO can cause serious and fatal pulmonary toxicity. These adverse reactions have been reported with intravenous trastuzumab. Pulmonary toxicity includes dyspnea, interstitial pneumonitis, pulmonary infiltrates, pleural effusions, non-cardiogenic pulmonary edema, pulmonary insufficiency and hypoxia, acute respiratory distress syndrome, and pulmonary fibrosis. Patients with symptomatic intrinsic lung disease or with extensive tumor involvement of the lungs, resulting in dyspnea at rest, appear to have more severe toxicity.

5.4 Exacerbation of Chemotherapy-Induced Neutropenia

PHESGO may exacerbate chemotherapy-induced neutropenia. In randomized controlled clinical trials with intravenous trastuzumab, Grade 3-4 neutropenia and febrile neutropenia were higher in patients receiving trastuzumab in combination with myelosuppressive chemotherapy as compared to those who received chemotherapy alone. The incidence of septic death was similar among patients who received trastuzumab and those who did not.

5.5 Hypersensitivity and Administration-Related Reactions

Severe administration-related reactions (ARRs), including hypersensitivity, anaphylaxis, and events with fatal outcomes, have been associated with intravenous pertuzumab and trastuzumab. Patients experiencing dyspnea at rest due to complications of advanced malignancy and comorbidities may be at increased risk of a severe or of a fatal ARR.

In the FeDeriCa study, the incidence of hypersensitivity was 1.2% in the PHESGO arm. Administration-related reactions occurred in 21% of patients who received PHESGO. In the

PHESGO arm, the most common administration-related reactions were injection site reaction (15%) and injection site pain (2%).

Closely monitor patients during and for 30 minutes after the injection of initial dose and during and for 15 minutes following subsequent injections of maintenance dose of PHESGO. If a significant injection-related reaction occurs, slow down or pause the injection and administer appropriate medical therapies. Evaluate and carefully monitor patients until complete resolution of signs and symptoms.

Permanently discontinue with PHESGO in patients who experience anaphylaxis or severe injection-related reactions. Medications to treat such reactions, as well as emergency equipment, should be available for immediate use. For patients experiencing reversible Grade 1 or 2 hypersensitivity reactions, consider pre-medication with an analgesic, antipyretic, or an antihistamine prior to readministration of PHESGO [see *Adverse Reactions (6.1)*].

PHESGO is contraindicated in patients with known hypersensitivity to pertuzumab, trastuzumab, hyaluronidase or to any of its excipients [see *Contraindications (4)*].

6 ADVERSE REACTIONS

The following adverse reactions are discussed in greater detail in other sections of the label:

- Cardiomyopathy [see *Warnings and Precautions (5.1)*]
- Embryo-Fetal Toxicity [see *Warnings and Precautions (5.2)*]
- Pulmonary Toxicity [see *Warnings and Precautions (5.3)*]
- Exacerbation of Chemotherapy-Induced Neutropenia [see *Warnings and Precautions (5.4)*]
- Hypersensitivity and Administration-Related Reactions [see *Warnings and Precautions (5.5)*]

6.1 Clinical Trials Experience

Because clinical trials are conducted under widely varying conditions, adverse reaction rates observed in the clinical trials of a drug cannot be directly compared to rates in the clinical trials of another drug and may not reflect the rates observed in practice.

Neoadjuvant and Adjuvant Treatment of Breast Cancer

The safety of PHESGO was evaluated in an open-label, multicenter, randomized study (FeDeriCa) conducted in 500 patients with HER2 overexpressing early breast cancer [see *Clinical Studies (14.2)*].

Patients were randomized to receive either PHESGO (1,200 mg pertuzumab, 600 mg trastuzumab, and 30,000 units hyaluronidase/15 mL) followed every 3 weeks by a maintenance dose of 600 mg pertuzumab, 600 mg trastuzumab, and 20,000 units hyaluronidase/10 mL or the recommended dosages for intravenous pertuzumab and intravenous trastuzumab. Patients were randomized to receive 8 cycles of neoadjuvant chemotherapy with concurrent administration of 4 cycles of either PHESGO or intravenous pertuzumab and trastuzumab during cycles 5-8, followed by surgery. Following surgery, patients continued therapy with PHESGO or intravenous pertuzumab and trastuzumab (intravenous or subcutaneously administered) as treated prior to surgery, for an additional 14 cycles, to complete 18 cycles. The median duration of treatment for PHESGO was 24 weeks (range: 0-42 weeks).

Serious adverse reactions occurred in 16% of patients who received PHESGO. Serious adverse reactions in > 1% of patients included febrile neutropenia (4%), neutropenic sepsis (1%), and neutrophil count decreased (1%). One fatal adverse reaction occurred in 1/248 (0.4%) of patients,

which was due to acute myocardial infarction, and occurred prior to the start of HER2 targeted treatment with PHERGO.

Adverse reactions resulting in permanent discontinuation of any study drug occurred in 8% of patients on the PHERGO arm. Adverse reactions which resulted in permanent discontinuation of PHERGO were ejection fraction decreased (1.2%), cardiac failure (0.8%), and pneumonitis/pulmonary fibrosis (0.8%).

Dosage interruptions due to an adverse reaction occurred in 40% of patients who received PHERGO. Adverse reactions which required dosage interruption in > 1% of patients who received PHERGO included neutropenia (8%), neutrophil count decreased (4%), and diarrhea (7%).

Tables 3 summarizes the adverse reactions in FeDeriCa.

Table 3: Adverse Reactions ($\geq 5\%$) in Patients Who Received PHERGO in FeDeriCa

Body System/Adverse Reactions	PHERGO (n=248)		Intravenous pertuzumab plus intravenous or subcutaneous trastuzumab (n=252)	
	All Grades %	Grades 3 – 4 %	All Grades %	Grades 3 – 4 %
Skin and subcutaneous tissue disorders				
Alopecia	77	0	71	0.4
Dry skin	15	0.4	13	0
Rash	16	0.4	21	0
Nail discoloration	9	0	6	0
Erythema	9	0	5	0
Dermatitis	7	0	6	0
Nail disorder	7	0	7	0.4
Palmar-plantar erythrodysesthesia syndrome	6	0.8	5	0.4
Gastrointestinal disorders				
Nausea	60	2	61	1.6
Diarrhea	60	7	57	4.8
Stomatitis	25	0.8	24	0.8
Constipation	22	0	21	0
Vomiting	20	0.8	19	1.2
Dyspepsia	14	0	12	0
Hemorrhoids	9	0	4.0	0
Abdominal pain upper	8	0	6	0
Abdominal pain	9	0.4	6	0
Blood and lymphatic system disorders				
Anemia	36	1.6	43	4.4
Neutropenia	22	14	27	14
Leukopenia	9	2.4	14	2
Febrile neutropenia	7	7	6	6
General disorders and administration site conditions				
Asthenia	31	0.4	32	2.4

Body System/Adverse Reactions	PHESGO (n=248)		Intravenous pertuzumab plus intravenous or subcutaneous trastuzumab (n=252)	
	All Grades %	Grades 3 – 4 %	All Grades %	Grades 3 – 4 %
Fatigue	29	2	24	2
Mucosal inflammation	15	0.8	20	1.2
Injection site reaction	15	0	0.8	0
Pyrexia	13	0	16	0.4
Edema peripheral	8	0	10	0
Malaise	7	0	6	0.4
Influenza-like illness	5	0	3.6	0
Nervous system disorders				
Dysgeusia	17	0	14	0
Peripheral sensory neuropathy	16	0.8	14	0.4
Headache	17	0	25	0.8
Neuropathy peripheral	12	0.4	15	2
Paresthesia	10	0.8	8	0
Dizziness	13	0	11	0
Investigations				
Weight decreased	11	0.8	6	0.8
Musculoskeletal and connective tissue disorders				
Myalgia	25	0.4	19	0.4
Arthralgia	24	0	28	0.4
Back pain	10	0	4.8	0
Bone pain	7	0	5	0
Pain in extremity	6	0	8	0
Muscle spasms	6	0	7	0
Musculoskeletal pain	6	0.4	8	0
Respiratory, thoracic and mediastinal disorder				
Cough	15	0.4	13	0
Epistaxis	12	0	14	0.4
Dyspnea	10	1.2	5	0
Rhinorrhea	7	0	4.4	0
Infections and infestations				
Upper respiratory tract infection	11	0	8	0.8
Nasopharyngitis	9	0	10	0
Paronychia	7	0.4	3.6	0
Urinary tract infection	7	0.4	5	0
Injury, poisoning and procedural complications				
Procedural pain	13	0	10	0
Radiation skin injury	19	0.4	19	0.4
Infusion related reaction	3.6	0	15	0.8
Metabolism and nutrition disorders				
Decreased appetite	17	0.8	19	0.4

Body System/Adverse Reactions	PHESGO (n=248)		Intravenous pertuzumab plus intravenous or subcutaneous trastuzumab (n=252)	
	All Grades %	Grades 3 – 4 %	All Grades %	Grades 3 – 4 %
Hypokalemia	7	1.6	8	0
Psychiatric disorders				
Insomnia	17	0	13	0.4
Eye disorders				
Lacrimation increased	5	0.4	6	0
Dry eye	5	0.4	3.2	0
Vascular disorders				
Hot flush	12	0	13	0

Clinically relevant adverse reactions in < 5% of patients who received PHESGO include ejection fraction decreased (3.6%) and pruritus (3.2%).

Table 4 summarizes the laboratory abnormalities in FeDeriCa.

Table 4: Select Laboratory Abnormalities ($\geq 5\%$) that Worsened from Baseline in Patients Who Received PHESGO in FeDeriCa ¹

Laboratory Abnormality	PHESGO (n=248)		Intravenous pertuzumab plus intravenous or subcutaneous trastuzumab (n=252)	
	All Grades %	Grades 3 – 4 %	All Grades %	Grades 3 – 4 %
Hematology				
Hemoglobin (low)	90	2.8	92	4.4
Lymphocytes, Absolute (low)	89	37	88	36
Total Leukocyte Count (low)	82	25	78	25
Neutrophils, Total Absolute (low)	68	30	67	33
Platelet (low)	27	0	28	0.4
Chemistry				
Creatinine (high)	84	0	87	0.4
Alanine aminotransferase (high)	58	1.6	68	2.4
Aspartate aminotransferase (high)	50	0.8	58	0.8
Potassium (low)	17	5.2	17	2.8
Albumin (low)	16	0	20	0.4
Potassium (high)	13	1.2	9	0
Sodium (low)	13	0.4	10	1.6
Bilirubin (high)	9	0	9	0.4
Glucose (low)	9	0	9	0.4

	PHESGO (n=248)		Intravenous pertuzumab plus intravenous or subcutaneous trastuzumab (n=252)	
	All Grades %	Grades 3 – 4 %	All Grades %	Grades 3 – 4 %
Laboratory Abnormality				
Sodium (high)	7	0.8	10	0.8

¹ The denominator used to calculate the rate varied from 163 to 252 based on the number of patients with a baseline value and at least one post-treatment value.

Other Clinical Trials Experience

The safety of the addition of intravenous pertuzumab to trastuzumab in combination with chemotherapy has been established in studies conducted in patients with HER2 overexpressing early breast cancer. The following adverse reactions have been reported following administration of intravenous pertuzumab and trastuzumab: diarrhea, alopecia, nausea, fatigue, neutropenia, vomiting, peripheral neuropathy, constipation, anemia, asthenia, mucosal inflammation, myalgia, and thrombocytopenia. Refer to the Prescribing Information for pertuzumab for more information.

The safety of intravenous pertuzumab, trastuzumab and docetaxel has been established in patients with HER2 overexpressing metastatic breast cancer. The following adverse reactions have been reported following administration of intravenous pertuzumab and trastuzumab: diarrhea, alopecia, neutropenia, nausea, fatigue, rash, and peripheral neuropathy. Refer to the Prescribing Information for pertuzumab for more information.

6.2 Immunogenicity

As with all therapeutic proteins, there is potential for immunogenicity with PHESGO. The detection of antibody formation is highly dependent on the sensitivity and specificity of the assay. Additionally, the observed incidence of antibody (including neutralizing antibody) positivity in an assay may be influenced by several factors including assay methodology, sample handling, timing of sample collection, concomitant medications, and underlying disease. For these reasons, comparison of the incidence of antibodies to PHESGO and intravenous pertuzumab and trastuzumab in the FeDeriCa study with the incidence of antibodies in other studies or to other products may be misleading.

In the FeDeriCa study, the incidence of treatment-emergent anti-pertuzumab and anti-trastuzumab antibodies in most patients completing 1-4 cycles of therapy was 3% (7/237) and 0.4% (1/237), respectively, in patients treated with intravenous pertuzumab and trastuzumab. The incidence of treatment-emergent anti-pertuzumab, anti-trastuzumab, and anti-recombinant human hyaluronidase PH20 antibodies in most patients completing 1-4 cycles of therapy was 4.8% (11/231), 0.9% (2/232), and 0.9% (2/225), respectively, in patients treated with PHESGO. Among patients who tested positive to anti-pertuzumab antibodies, neutralizing anti-pertuzumab antibodies were detected in one patient treated with intravenous pertuzumab and trastuzumab and in one patient treated with PHESGO. Among patients who tested positive to anti-trastuzumab antibodies, neutralizing anti-trastuzumab antibodies were detected in one patient treated with PHESGO.

The clinical relevance of the development of anti-pertuzumab, anti-trastuzumab or anti-recombinant human hyaluronidase PH20 antibodies after treatment with PHESGO is unknown.

6.3 Postmarketing Experience

The following adverse reactions have been identified with the use of intravenous pertuzumab and trastuzumab. Because these reactions are reported voluntarily from a population of uncertain size, it is not always possible to reliably estimate their frequency or establish a causal relationship to drug exposure.

- Glomerulopathy
- Immune thrombocytopenia
- Tumor lysis syndrome (TLS): Patients with significant tumor burden (e.g. bulky metastases) may be at a higher risk. Patients could present with hyperuricemia, hyperphosphatemia, and acute renal failure which may represent possible TLS. Providers should consider additional monitoring and/or treatment as clinically indicated.

7 DRUG INTERACTIONS

Patients who receive anthracycline after stopping PHESGO may be at increased risk of cardiac dysfunction because of PHESGO's long washout period [*see Clinical Pharmacology (12.3)*]. If possible, avoid anthracycline-based therapy for up to 7 months after stopping PHESGO. If anthracyclines are used, carefully monitor the patient's cardiac function.

8 USE IN SPECIFIC POPULATIONS

8.1 Pregnancy

Pregnancy Pharmacovigilance Program

There is a pregnancy pharmacovigilance program for PHESGO. If PHESGO is administered during pregnancy, or if a patient becomes pregnant while receiving PHESGO or within 7 months following the last dose of PHESGO, health care providers and patients should immediately report PHESGO exposure to Genentech at 1-888-835-2555.

Risk Summary

PHESGO can cause fetal harm when administered to a pregnant woman. In post-marketing reports, use of intravenous trastuzumab during pregnancy resulted in cases of oligohydramnios and oligohydramnios sequence manifesting as pulmonary hypoplasia, skeletal abnormalities, and neonatal death (*see Data*). In an animal reproduction study, administration of pertuzumab to pregnant cynomolgus monkeys during the period of organogenesis resulted in oligohydramnios, delayed fetal kidney development, and embryo-fetal deaths at clinically relevant exposures that were 2.5 to 20-fold greater than exposures in humans receiving the recommended dose, based on C_{max} (*see Data*). Apprise the patient of the potential risks to a fetus. There are clinical considerations if PHESGO is used during pregnancy or within 7 months prior to conception (*see Clinical Considerations*).

The estimated background risk of major birth defects and miscarriage for the indicated population is unknown. In the U.S. general population, the estimated background risk of major birth defects and miscarriage in clinically recognized pregnancies is 2-4% and 15-20%, respectively.

Clinical Considerations

Fetal/Neonatal Adverse Reactions

Monitor women who received PHESGO during pregnancy or within 7 months prior to conception for oligohydramnios. If oligohydramnios occurs, perform fetal testing that is appropriate for gestational age and consistent with community standards of care.

Data

Human Data

In post-marketing reports, use of trastuzumab during pregnancy resulted in cases of oligohydramnios and of oligohydramnios sequence, manifesting in the fetus as pulmonary hypoplasia, skeletal abnormalities, and neonatal death. These case reports described oligohydramnios in pregnant women who received trastuzumab either alone or in combination with chemotherapy. In some case reports, amniotic fluid index increased after trastuzumab was stopped. In one case, trastuzumab therapy resumed after amniotic index improved and oligohydramnios recurred.

Animal Data

PHESGO for subcutaneous injection contains pertuzumab, trastuzumab, and hyaluronidase [*see Description (11)*].

Pertuzumab:

Pregnant cynomolgus monkeys were treated on Gestational Day (GD) 19 with loading doses of 30 to 150 mg/kg pertuzumab, followed by bi-weekly doses of 10 to 100 mg/kg. These dose levels resulted in clinically relevant exposures of 2.5 to 20-fold greater than exposures in humans receiving the recommended dose, based on C_{max} . Intravenous administration of pertuzumab from GD19 through GD50 (period of organogenesis) was embryotoxic, with dose-dependent increases in embryo-fetal death between GD25 to GD70. The incidences of embryo-fetal loss were 33, 50, and 85%. At Caesarean section on GD100, oligohydramnios, decreased relative lung and kidney weights, and microscopic evidence of renal hypoplasia consistent with delayed renal development were identified in all pertuzumab dose groups. Pertuzumab exposure was reported in offspring from all treated groups, at levels of 29% to 40% of maternal serum levels at GD100.

Trastuzumab:

In studies where intravenous trastuzumab was administered to pregnant cynomolgus monkeys during the period of organogenesis at doses up to 25 mg/kg given twice weekly (up to 25 times the recommended weekly human dose of 2 mg/kg), trastuzumab crossed the placental barrier during the early (Gestation Days 20 to 50) and late (Gestation Days 120 to 150) phases of gestation. The resulting concentrations of trastuzumab in fetal serum and amniotic fluid were approximately 33% and 25%, respectively, of those present in the maternal serum but were not associated with adverse developmental effects.

Hyaluronidase:

In an embryo-fetal study, mice have been dosed daily by subcutaneous injection during the period of organogenesis with hyaluronidase (recombinant human) at dose levels up to 2,200,000 U/kg, which is >2,400 and 3,600, based on loading and maintenance doses, respectively, times higher than the human dose. The study found no evidence of teratogenicity. Reduced fetal weight and increased numbers of fetal resorptions were observed, with no effects found at a daily dose of 360,000 U/kg, which is >400 and 600, based on loading and maintenance doses, respectively, times higher than the human dose.

In a peri- and post-natal reproduction study, mice have been dosed daily by subcutaneous injection, with hyaluronidase (recombinant human) from implantation through lactation and weaning at dose levels up to 1,100,000 U/kg, which is >1,200 and 1,800, based on loading and maintenance doses, respectively, times higher than the human dose. The study found no adverse effects on sexual maturation, learning and memory or fertility of the offspring.

8.2 Lactation

Risk Summary

There is no information regarding the presence of pertuzumab, trastuzumab or hyaluronidase in human milk, the effects on the breastfed infant, or the effects on milk production. Published data

suggest that human IgG is present in human milk but does not enter the neonatal and infant circulation in substantial amounts. Trastuzumab was present in the milk of lactating cynomolgus monkeys but not associated with neonatal toxicity (*see Data*). Consider the developmental and health benefits of breast feeding along with the mother's clinical need for PHESGO treatment and any potential adverse effects on the breastfed child from PHESGO or from the underlying maternal condition. This consideration should also take into account the elimination half-life of pertuzumab and the trastuzumab wash out period of 7 months [*see Clinical Pharmacology (12.3)*].

Data

In lactating cynomolgus monkeys, trastuzumab was present in breast milk at about 0.3% of maternal serum concentrations after pre- (beginning Gestation Day 120) and post-partum (through Post-partum Day 28) doses of 25 mg/kg administered twice weekly (25 times the recommended weekly human dose of 2 mg/kg of intravenous trastuzumab). Infant monkeys with detectable serum levels of trastuzumab did not exhibit any adverse effects on growth or development from birth to 1 month of age.

8.3 Females and Males of Reproductive Potential

PHESGO can cause embryo-fetal harm when administered during pregnancy.

Pregnancy Testing

Verify the pregnancy status of females of reproductive potential prior to the initiation of PHESGO.

Contraception

Females

Advise females of reproductive potential to use effective contraception during treatment and for 7 months following the last dose of PHESGO [*see Use in Specific Populations (8.1) and Clinical Pharmacology (12.3)*].

8.4 Pediatric Use

The safety and effectiveness of PHESGO in pediatric patients have not been established.

8.5 Geriatric Use

Of the total number of patients in the FeDeriCa study (n=500) treated with PHESGO, 11% were 65 and over, while 1.6% were 75 and over. Clinical studies of PHESGO did not include sufficient numbers of patients age 65 years and older to determine whether they respond differently from younger patients.

In the intravenous trastuzumab trials, the risk of cardiac dysfunction was increased in geriatric patients as compared to younger patients, in both those receiving treatment for adjuvant therapy or metastatic disease. Other differences in safety or effectiveness were not observed between elderly patients and younger patients. In the intravenous pertuzumab in combination with trastuzumab trials, the risk of decreased appetite, anemia, weight decreased, asthenia, dysgeusia, neuropathy peripheral and hypomagnesemia was increased in patients 65 years of age and older compared to patients less than 65 years of age.

11 DESCRIPTION

PHESGO is a combination of pertuzumab, trastuzumab, and hyaluronidase.

Pertuzumab is a recombinant humanized monoclonal antibody that targets the extracellular dimerization domain (Subdomain II) of the human epidermal growth factor receptor 2 protein

(HER2). Pertuzumab is produced by recombinant DNA technology in a mammalian cell (Chinese Hamster Ovary) culture. Pertuzumab has an approximate molecular weight of 148 kDa.

Trastuzumab is a humanized IgG1 kappa monoclonal antibody that selectively binds with high affinity to the extracellular domain of the human epidermal growth factor receptor 2 protein, HER2. Trastuzumab is produced by recombinant DNA technology in a mammalian cell (Chinese Hamster Ovary) culture. Trastuzumab has a molecular weight of approximately 148 kDa.

Hyaluronidase (recombinant human) is an endoglycosidase used to increase the dispersion and absorption of co-administered drugs when administered subcutaneously. It is a glycosylated single-chain protein produced by mammalian (Chinese Hamster Ovary) cells containing a DNA plasmid encoding for a soluble fragment of human hyaluronidase (PH20). Hyaluronidase (recombinant human) has a molecular weight of approximately 61 kDa.

PHESGO (pertuzumab, trastuzumab, and hyaluronidase-zzxf) injection is a sterile, preservative-free, clear to opalescent, and colorless to slightly brownish solution supplied in single-dose vials for subcutaneous administration.

PHESGO injection is supplied as two different configurations:

- PHESGO is supplied in a 15 mL single-dose vial containing 1,200 mg of pertuzumab, 600 mg of trastuzumab, and 30,000 units of hyaluronidase, and α,α -trehalose (397 mg), L-histidine (6.75 mg), L-histidine hydrochloric monohydrate (53.7 mg), L-methionine (22.4 mg), polysorbate 20 (6 mg), and sucrose (685 mg) with a pH of 5.5.
- PHESGO is supplied in a 10 mL single-dose vial containing 600 mg of pertuzumab, 600 mg of trastuzumab, and 20,000 units of hyaluronidase, and α,α -trehalose (397 mg), L-histidine (4.4 mg), L-histidine hydrochloric monohydrate (36.1 mg), L-methionine (14.9 mg), polysorbate 20 (4 mg), and sucrose (342 mg) with a pH of 5.5.

12 CLINICAL PHARMACOLOGY

12.1 Mechanism of Action

Pertuzumab targets the extracellular dimerization domain (subdomain II) of HER2 and, thereby, blocks ligand-dependent heterodimerization of HER2 with other HER family members, including EGFR, HER3 and HER4. As a result, pertuzumab inhibits ligand-initiated intracellular signaling through two major signaling pathways, mitogen-activated protein (MAP) kinase and phosphoinositide 3-kinase (PI3K). Inhibition of these signaling pathways can result in cell growth arrest and apoptosis, respectively.

Trastuzumab binds to subdomain IV of the extracellular domain of the HER2 protein to inhibit the ligand-independent, HER2 mediated cell proliferation and PI3K signaling pathway in human tumor cells that overexpress HER2.

Both pertuzumab and trastuzumab-mediated antibody-dependent cell-mediated cytotoxicity (ADCC) have been shown to be preferentially exerted on HER2 overexpressing cancer cells compared with cancer cells that do not overexpress HER2.

While pertuzumab alone inhibited the proliferation of human tumor cells, the combination of pertuzumab and trastuzumab augmented anti-tumor activity in HER2-overexpressing xenograft models.

Hyaluronan is a polysaccharide found in the extracellular matrix of the subcutaneous tissue. It is depolymerized by the naturally occurring enzyme hyaluronidase. Unlike the stable structural components of the interstitial matrix, hyaluronan has a half-life of approximately 0.5 days. Hyaluronidase increases permeability of the subcutaneous tissue by depolymerizing hyaluronan. In the doses administered, hyaluronidase in PHESGO acts transiently and locally.

The effects of hyaluronidase are reversible and permeability of the subcutaneous tissue is restored within 24 to 48 hours.

Hyaluronidase has been shown to increase the absorption rate of a trastuzumab product into the systemic circulation when given in the subcutis of Göttingen Minipigs.

12.2 Pharmacodynamics

Cardiac Electrophysiology

The effect of intravenous pertuzumab with an initial dose of 840 mg followed by a maintenance dose of 420 mg every three weeks on QTc interval was evaluated in a subgroup of 20 patients with HER2-positive breast cancer (NCT00567190). No large changes in the mean QT interval (i.e., greater than 20 ms) from placebo based on Fridericia correction method were detected in the trial. A small increase in the mean QTc interval (i.e., less than 10 ms) cannot be excluded because of the limitations of the trial design.

The effects of trastuzumab on electrocardiographic (ECG) endpoints, including QTc interval duration, were evaluated in patients with HER2 positive solid tumors. Trastuzumab had no clinically relevant effect on the QTc interval duration and there was no apparent relationship between serum trastuzumab concentrations and change in QTcF interval duration in patients with HER2 positive solid tumors.

12.3 Pharmacokinetics

The pharmacokinetics (PK) of pertuzumab and trastuzumab was characterized in the FeDeriCa study following subcutaneous administration of PHESGO (1200 mg pertuzumab/600 mg trastuzumab initial dose followed by 600 mg pertuzumab/600 mg trastuzumab every 3 weeks) and intravenous administration of pertuzumab and trastuzumab (840 mg pertuzumab/8 mg/kg trastuzumab initial dose followed by 420 mg pertuzumab/6 mg/kg trastuzumab every 3 weeks). The pharmacokinetic parameters of pertuzumab and trastuzumab are described in Table 5. Trastuzumab is estimated to reach concentrations that are < 1 mcg/mL by 7 months in at least 95% patients.

Pertuzumab Cycle 7 C_{trough} (i.e., pre-dose cycle 8) showed non-inferiority of pertuzumab within PHESGO (88.7 mcg/mL) to intravenous pertuzumab (72.4 mcg/mL), with a geometric mean ratio of 1.22 (90% CI: 1.14–1.31). Trastuzumab Cycle 7 C_{trough} showed non-inferiority of trastuzumab within PHESGO (58.7 mcg/mL) to intravenous trastuzumab (44.1 mcg/mL), with a geometric mean ratio of 1.33 (90% CI: 1.24–1.43). [see *Clinical Studies (14.2)*].

A population PK analysis reported that, following subcutaneous administration of PHESGO, the mean Cycle 7 C_{max} and AUC_{0-21 days} of pertuzumab were 34% lower and 5% higher, respectively, than that following intravenous administration of pertuzumab. The mean Cycle 7 C_{max} and AUC_{0-21 days} of trastuzumab were 31% lower and 9% higher, respectively, than that following intravenous administration of trastuzumab.

Table 5: PK Parameters of Pertuzumab and Trastuzumab Following Subcutaneous Administration of PHESGO *

	Pertuzumab ^a	Trastuzumab ^b
Absorption		
Absolute Bioavailability	0.7 (18)	0.8 (13)
First-order absorption rate, k _a (day ⁻¹)	0.4 (8) †	0.4 (2.9) †
T _{max} (day)	4 (1 – 21) ‡	4 (1– 22) ‡
Distribution		

Volume of Central Compartment (L)	2.8 (35)	2.9 (19)
Elimination		
Linear Elimination Clearance (L/day)	0.2 (24)	0.1 (30)
Non-linear Elimination V_{max} (mg/day)	N/A	12 (20)
Non-linear Elimination K_m (mg/L)	N/A	34 (39)

* Parameters represented as population mean (intersubject variability) unless otherwise specified

^a Parameters obtained from FeDeriCa population PK model unless otherwise specified

^b Parameters obtained from subcutaneous trastuzumab population PK model unless otherwise specified

[†] Residual standard error

[‡] Median (range) values from FeDeriCa study

Specific Populations

Lean body weight and baseline serum albumin level were included as significant covariates in the pertuzumab population PK model. However, no dose adjustments based on body weight or baseline albumin level are needed, as the exposure changes are not considered clinically relevant.

Body weight showed a statistically significant influence on trastuzumab PK. In patients with a body weight < 58 kg, mean Cycle 7 AUC_{0-21 days} of trastuzumab was about 34% higher after PHESGO than after intravenous trastuzumab treatment, whereas in the highest BW group (> 77 kg) Cycle 7 AUC_{0-21 days} was 24% lower after PHESGO than after intravenous trastuzumab treatment. However, no body weight-based dose adjustments are needed, as the exposure changes are not considered clinically relevant.

No clinically significant differences in the pharmacokinetics of pertuzumab and trastuzumab were observed based on age (25 to 80 years), race (Asian and non-Asian) and renal impairment (creatinine clearance determined by Cockcroft-Gault 30 mL/min or greater). The effects of hepatic impairment on the pharmacokinetics of pertuzumab and trastuzumab are unknown.

Drug Interaction Studies

There have been no formal drug interaction studies performed with PHESGO in humans. Clinically significant interactions among pertuzumab, trastuzumab, and concomitant medications used in clinical trials have not been observed.

13 NONCLINICAL TOXICOLOGY

13.1 Carcinogenesis, Mutagenesis, Impairment of Fertility

PHESGO contains pertuzumab, trastuzumab, and hyaluronidase.

Pertuzumab

Studies have not been performed to evaluate the carcinogenicity or mutagenic potential of pertuzumab. No specific fertility studies in animals have been performed to evaluate the effect of pertuzumab.

No adverse effects on male and female reproductive organs were observed in repeat-dose toxicity studies of up to six months duration in cynomolgus monkeys.

Trastuzumab

Trastuzumab has not been tested for carcinogenicity potential.

No evidence of mutagenic activity was observed when trastuzumab was tested in the standard Ames bacterial and human peripheral blood lymphocyte mutagenicity assays at concentrations of up to 5000 mcg/mL. In an in vivo micronucleus assay, no evidence of chromosomal damage to mouse bone marrow cells was observed following bolus intravenous doses of up to 118 mg/kg of trastuzumab.

A fertility study was conducted in female cynomolgus monkeys at doses up to 25 times the weekly recommended human dose of 2 mg/kg of intravenous trastuzumab and has revealed no evidence of impaired fertility, as measured by menstrual cycle duration and female sex hormone levels.

Hyaluronidase

Hyaluronidases are found in most tissues of the body. Long-term animal studies have not been performed to assess the carcinogenic or mutagenic potential of hyaluronidase. In addition, when subcutaneous hyaluronidase (recombinant human) was administered to cynomolgus monkeys for 39 weeks at dose levels up to 220,000 U/kg, which is >223 and 335, based on loading and maintenance doses, respectively, times higher than the human dose, no evidence of toxicity to the male or female reproductive system was found through periodic monitoring of in-life parameters, e.g., semen analyses, hormone levels, menstrual cycles, and also from gross pathology, histopathology and organ weight data.

14 CLINICAL STUDIES

14.1 Neoadjuvant and Adjuvant Treatment of Breast Cancer

The effectiveness of PHESGO for use in combination with chemotherapy has been established for the treatment of patients with HER2-positive early breast cancer. Use of PHESGO for this indication is supported by evidence from adequate and well-controlled studies conducted with intravenous pertuzumab and intravenous trastuzumab administered in combination with chemotherapy in adults with HER2-overexpressing early breast cancer (NCT00545688, NCT00976989, NCT02132949, NCT01358877) and additional pharmacokinetic and safety data that demonstrated comparable pharmacokinetics and safety profiles between PHESGO and intravenous pertuzumab and intravenous trastuzumab in FeDeriCa [*see Adverse Reactions (6.1) and Clinical Pharmacology (12.3)*].

FeDeriCa

The FeDeriCa study (NCT03493854) was an open-label, multicenter, randomized study conducted in 500 patients with operable or locally advanced (including inflammatory) HER2-positive breast cancer with a tumor size > 2 cm or node-positive. HER2 overexpression was defined as IHC 3+ in > 10% of immunoreactive cells or HER2 gene amplification by ISH (ratio of HER2 gene signals to centromere 17 signals ≥ 2.0) using an FDA-approved test. Patients were randomized to receive 8 cycles of neoadjuvant chemotherapy with concurrent administration of 4 cycles of either PHESGO or intravenous pertuzumab and trastuzumab during cycles 5-8, followed by surgery. Investigators selected one of two of the following neoadjuvant chemotherapy regimens for individual patients:

- 4 cycles of doxorubicin (60 mg/m²) and cyclophosphamide (600 mg/m²) every 2 weeks followed by paclitaxel (80 mg/m²) weekly for 12 weeks
- 4 cycles of doxorubicin (60 mg/m²) and cyclophosphamide (600 mg/m²) every 3 weeks followed by 4 cycles of docetaxel (75 mg/m² for the first cycle and then 100 mg/m² at subsequent cycles at the investigator's discretion) every 3 weeks

Following surgery, patients continued therapy with PHESGO or intravenous pertuzumab and trastuzumab as treated prior to surgery, for an additional 14 cycles, to complete 18 cycles of anti-HER2 therapy. Patients also received adjuvant radiotherapy and endocrine therapy as per investigator's discretion. In adjuvant period, substitution of intravenous trastuzumab for subcutaneous trastuzumab was permitted at investigator discretion. Patients received HER2-targeted therapy every 3 weeks according to Table 6 as follows:

Table 6: Dosing and Administration of PHESGO, Intravenous Pertuzumab, Intravenous Trastuzumab, and Subcutaneous Trastuzumab

Medication	Administration	Dose	
		Initial	Maintenance
PHESGO	Subcutaneously	1200 mg/600 mg	600mg/600 mg
Pertuzumab	Intravenously	840 mg	420 mg
Trastuzumab	Intravenously	8 mg/kg	6 mg/kg
Trastuzumab-oysk	Subcutaneously*	600 mg	

* In adjuvant period substitution of intravenous trastuzumab for subcutaneous trastuzumab was permitted at investigator discretion

FeDeriCa was designed to demonstrate non-inferiority of the Cycle 7 (i.e., pre-dose Cycle 8) pertuzumab serum C_{trough} from PHESGO pertuzumab to the intravenous pertuzumab (primary endpoint) [see *Clinical Pharmacology 12.3*]. Secondary endpoints included Cycle 7 serum trastuzumab C_{trough}, efficacy (pathological complete response [pCR], defined as the absence of invasive neoplastic cells in the breast and in the axillary lymph nodes), and safety. The median age was 51 years (range: 25-81), and the majority of patients were White (66%). The majority of patients had hormone receptor-positive disease (61%) or node-positive disease (58%).

The pCR rate was 59.7% (95% CI: 53.3, 65.8) in the PHESGO arm and 59.5% (95% CI: 53.2, 65.6) in the intravenous pertuzumab and trastuzumab arm.

Table 7: Summary of Pathological Complete Response (pCR) (FeDeriCa)

	PHESGO n=248	Intravenous pertuzumab + trastuzumab n=252
pCR (ypT0/is, ypN0)	148 (59.7%)	150 (59.5%)
Exact 95% CI for pCR Rate ¹	(53.3%, 65.8%)	(53.2%, 65.6%)
Difference in pCR rate (SC minus IV arm)	0.15%	
95% CI for the difference in pCR ² rate	(-8.7%; 9.0%)	

¹ Confidence interval for one sample binomial using Pearson-Clopper method

² Hauck-Anderson continuity correction has been used in this calculation

14.2 Metastatic Breast Cancer

The effectiveness of PHESGO for use in combination with docetaxel has been established for the treatment of patients with HER2-positive metastatic breast cancer who have not received prior anti-HER2 therapy or chemotherapy for metastatic disease. Use of PHESGO for this indication is supported by evidence from adequate and well-controlled studies conducted with intravenous pertuzumab and intravenous trastuzumab administered in combination with chemotherapy in adults with HER2-overexpressing metastatic breast cancer (NCT00567190) and additional pharmacokinetic and safety data that demonstrated comparable pharmacokinetics and safety profiles between PHESGO and intravenous pertuzumab and intravenous trastuzumab in FeDeriCa [see *Adverse Reactions (6.1)*, *Clinical Pharmacology (12.3)*, and *Clinical Studies (14.2)*].

14.3 Patient Experience

The PHranceSCa study (NCT03674112) was a randomized, multi-center, open-label cross-over trial conducted in 160 patients with HER2-positive breast cancer undergoing adjuvant treatment. All patients completed neoadjuvant treatment with pertuzumab, trastuzumab and chemotherapy and had surgery before randomization. Following randomization, 80 patients in arm A received 3 cycles of intravenous pertuzumab and trastuzumab followed by 3 cycles of PHESGO and 80

patients in arm B received 3 cycles of PHESGO followed by 3 cycles of intravenous pertuzumab and trastuzumab. All patients received 18 total cycles of HER2-targeted therapy. After Cycle 6, 136 out of 160 patients (85%) reported preferring subcutaneous administration of PHESGO over intravenous pertuzumab and trastuzumab and the most common reason was that administration required less time in the clinic. After Cycle 6, 22 out of 160 patients (14%) reported preferring intravenous pertuzumab and trastuzumab over PHESGO and the most common reason was feels more comfortable during administration. Two out of 160 patients (1%) had no preference for the route of administration. All 160 patients (100%) completed the preference questionnaire.

16 HOW SUPPLIED/STORAGE AND HANDLING

16.1 How Supplied

PHESGO (pertuzumab, trastuzumab, and hyaluronidase-zzxf) injection is a sterile, preservative-free, clear to opalescent, and colorless to slightly brownish solution in single-dose vials for subcutaneous administration supplied as each carton containing one single-dose vial:

- 1,200 mg pertuzumab, 600 mg trastuzumab, and 30,000 units hyaluronidase/15 mL (80 mg, 40 mg, and 2,000 units/mL) (NDC 50242-245-01).
- 600 mg pertuzumab, 600 mg trastuzumab, and 20,000 units hyaluronidase/10 mL (60 mg, 60 mg, 2,000 units/mL) (NDC 50242-260-01).

16.2 Storage and Handling

Store PHESGO vials in the refrigerator at 2°C to 8°C (36°F to 46°F) in the original carton to protect from light.

Do not freeze. Do not shake.

17 PATIENT COUNSELING INFORMATION

Cardiomyopathy

- Advise patients to contact a health care professional immediately for any of the following: new onset or worsening shortness of breath, cough, swelling of the ankles/legs, swelling of the face, palpitations, weight gain of more than 5 pounds in 24 hours, dizziness or loss of consciousness [*see Warnings and Precautions (5.1)*].

Embryo-Fetal Toxicity

- Advise pregnant women and females of reproductive potential that exposure to PHESGO during pregnancy or within 7 months prior to conception can result in fetal harm. Advise female patients to contact their healthcare provider with a known or suspected pregnancy [*see Use in Specific Populations (8.1)*].
- Advise women who are exposed to PHESGO during pregnancy or within 7 months prior to conception that there is a pregnancy pharmacovigilance program that monitors pregnancy outcomes. Encourage these patients to report their pregnancy to Genentech [*see Use in Specific Populations (8.1)*].
- Advise females of reproductive potential to use effective contraception during treatment and for 7 months following the last dose of PHESGO [*see Use in Specific Populations (8.3)*].

Hypersensitivity and Administration-Related Reactions

- Advise patients to contact their healthcare provider immediately and to report any symptoms of hypersensitivity and administration-related reactions including dizziness, nausea, chills, fever, vomiting, diarrhea, urticaria, angioedema, breathing problems, or chest pain [*see Warnings and Precautions (5.5)*].

PHESGO [pertuzumab, trastuzumab, and hyaluronidase-zzxf]

Manufactured by:

Genentech, Inc.

A Member of the Roche Group

1 DNA Way

South San Francisco, CA 94080-4990

U.S. License No.: 1048

PHESGO is a trademark of Genentech, Inc.

©2020 Genentech, Inc.